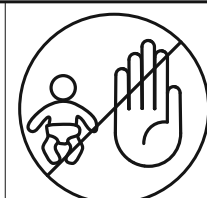
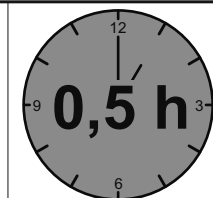
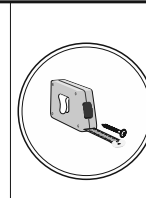
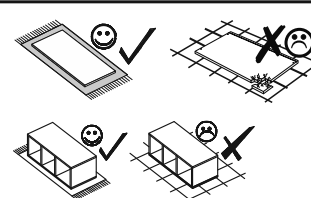

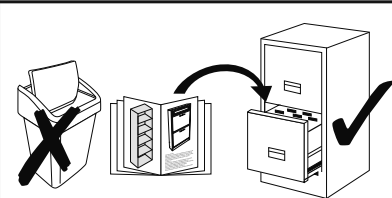

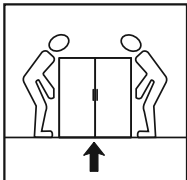

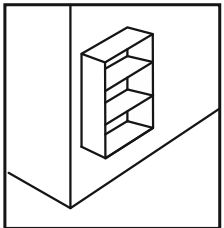
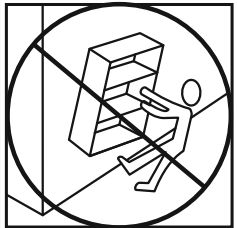
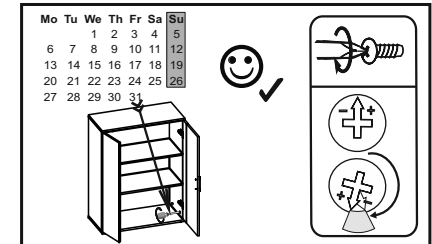
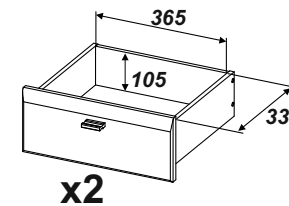
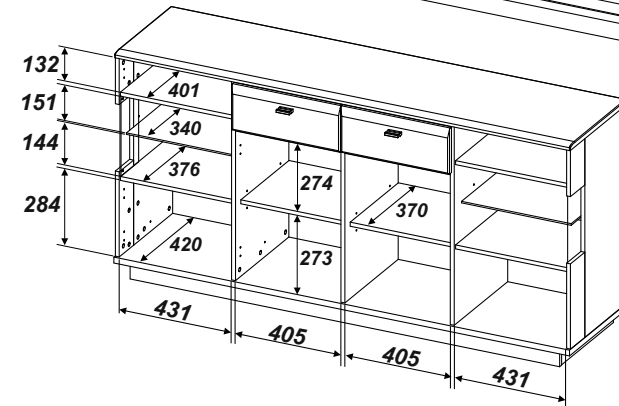
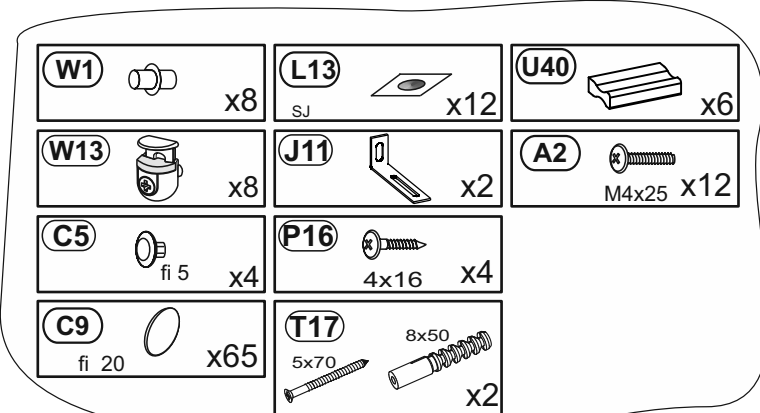

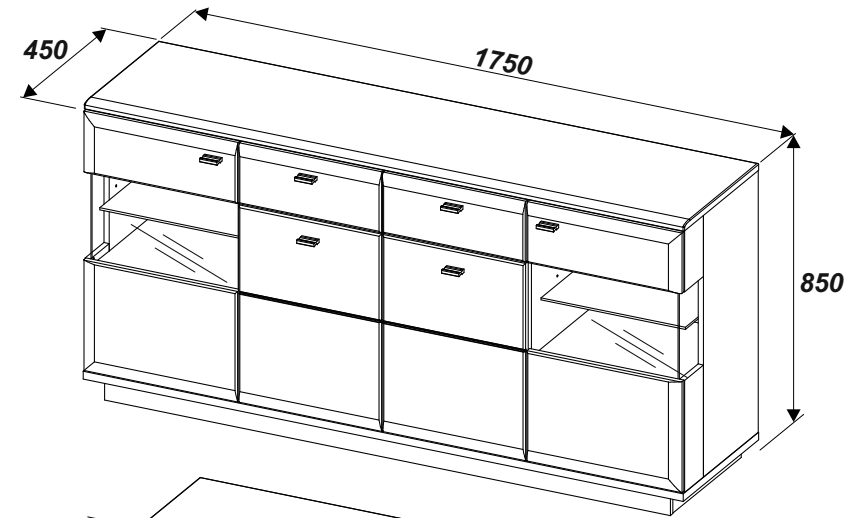




- (GB) Assembly instructions
- (DE) Montageanleitung
- (FR) Notice de montage
- (NL) Handleiding voor de montage
- (IT) Istruzioni di montaggio
- (HU) Szerelési útmutató
- (ES) Instrucciones de montaje
- (PL) Instrukcja montażu
- (CZ) Montážní návod
- (SK) Návod na montáž
- (HR) Montat'e
- (TR) Montaj talimat
- (RO) Instrucțiuni de montaj
- (RU) Инструкции по монтажу



## Service • Assistenza • Dienstverlening • Serwis Servis • Szerviz • Servizio • Usluga •

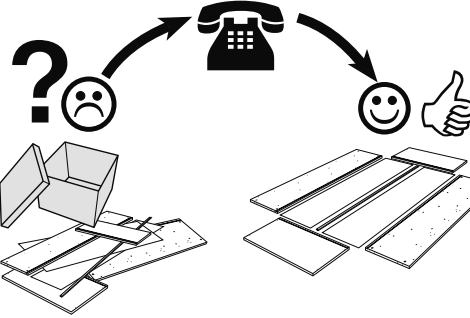
Name • Nom • Nome • Naam • Nazwa  
Jméno • Názov • Név • Denumire  
Nombre • Ime • Isim

**TERRA**

shop • geschäft • boutique • sklep • winkel •  
negozio • bolt • tienda • obchod • dučan • mađaza • magazin

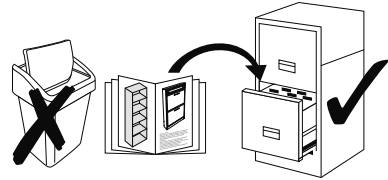
Nr. • No. • N° • Írárd • Ć • Sz • Ne




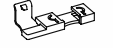



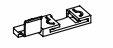
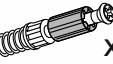



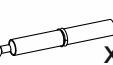






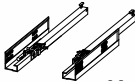



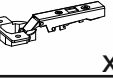




**42 C1 HU 20**

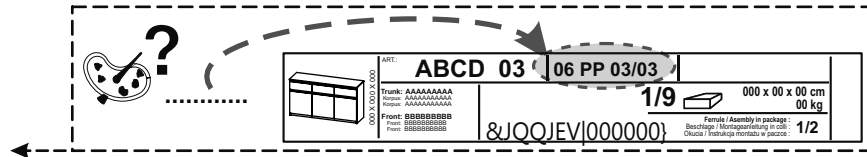
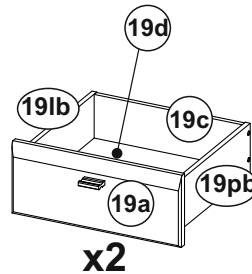


Typ • Type • Tip • Típus • Tipo

**20**



<b>M1</b>  X...	<b>Z20s</b> fi 35  X...	<b>G4</b>  X...	<b>H2</b>  X...
<b>M4</b>  X...	<b>Z20</b> fi 35 Kr15  X...	<b>G5</b>  X...	<b>H3</b>  X...
<b>T1</b>  X...	<b>Kr15</b>  X...	<b>S4</b>  3x16 X...	<b>L3</b>  X...
<b>T8</b>  X...	<b>D22</b> H0  X...	<b>S12</b>  4x30 X...	<b>L10</b>  50x10 X...
<b>B1</b> fi 8x28 X...	<b>S9</b>  4x16 X...	<b>F15</b>  X...	
<b>K1</b> L-50 mm X...	<b>S13</b>  4x35 X...	<b>R42</b>  L-350 mm X...	
<b>Z25</b> fi 35 KR0  X...	<b>J23</b>  X...	<b>E4</b>  6x13 X...	
<b>Z25s</b> fi 35 KR0  X...	<b>F1</b>  X...	<b>F52</b> L-350 mm  X...	
<b>P2</b>  3x16 X...	<b>W10</b>  X...		



max.



1

max.

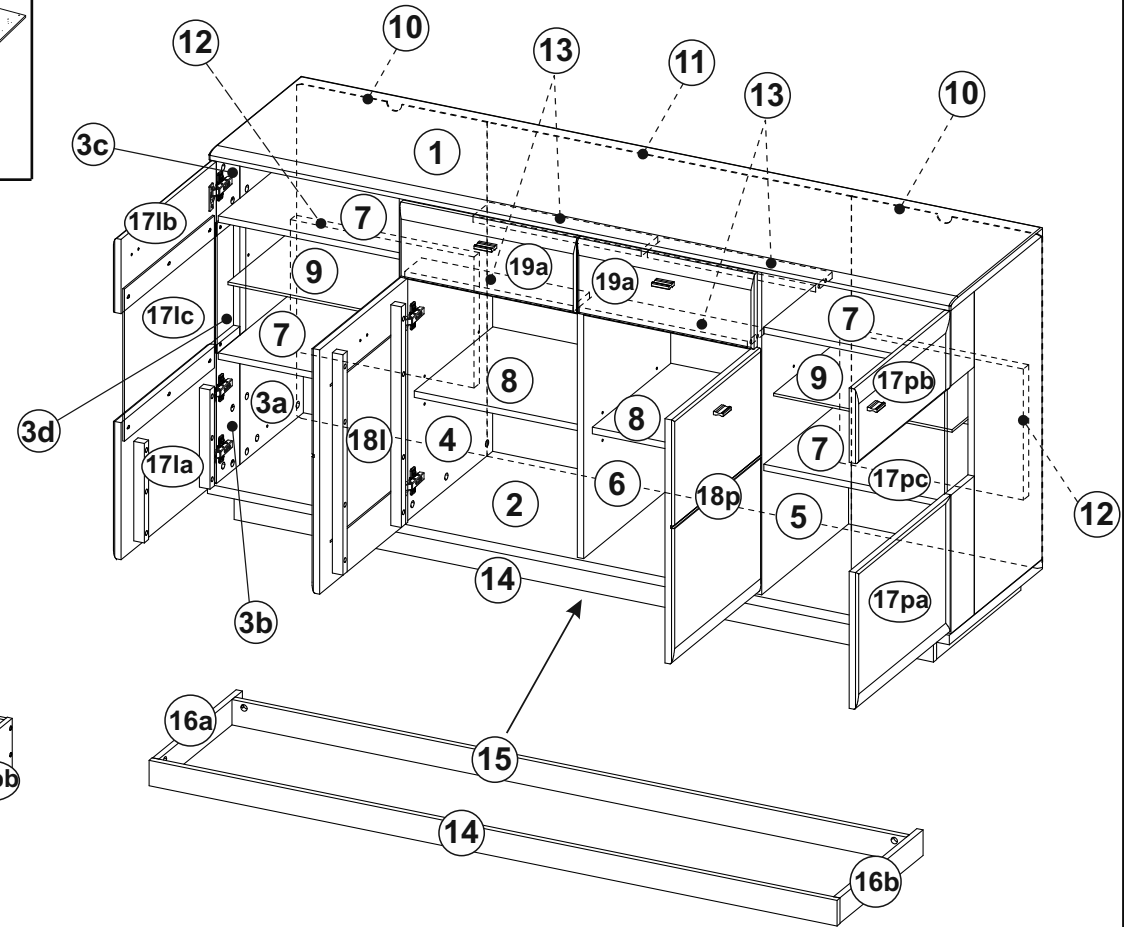


2 7  
8

max.



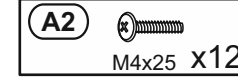
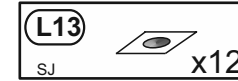
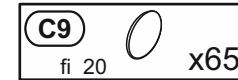
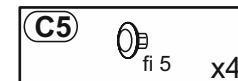
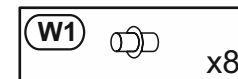
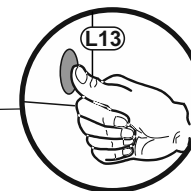
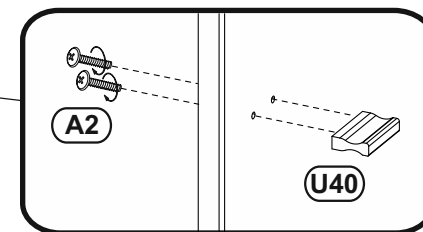
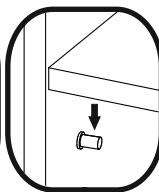
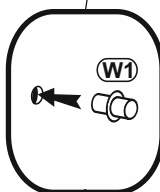
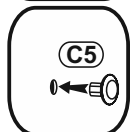
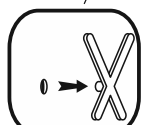
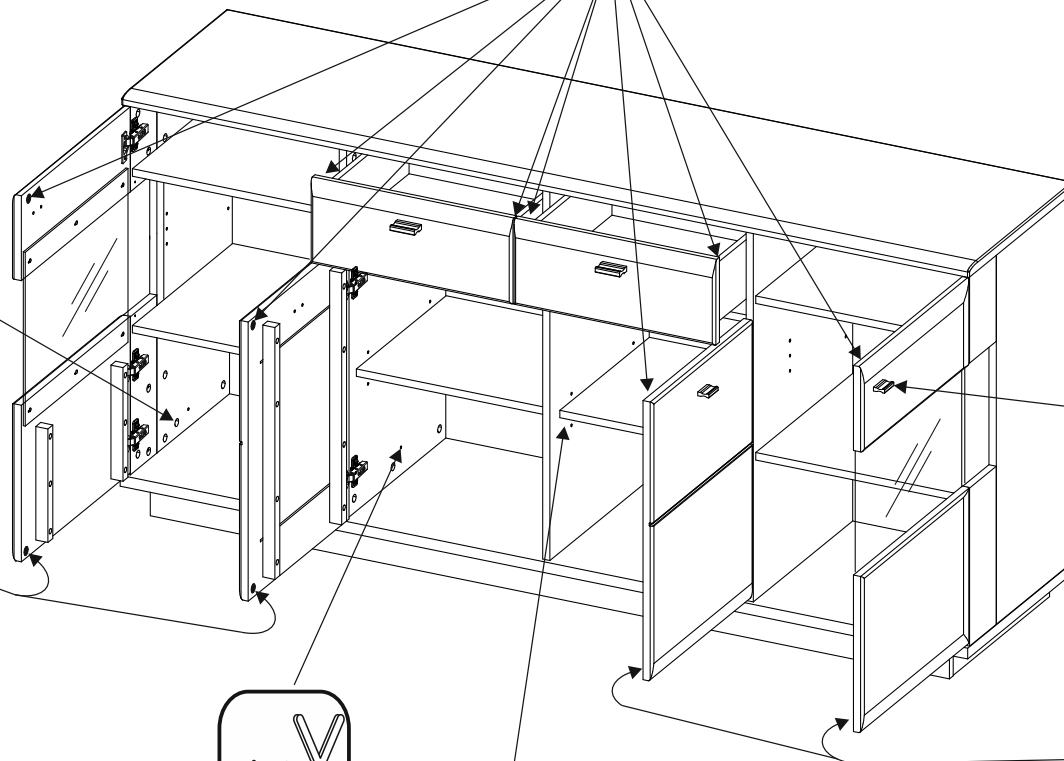
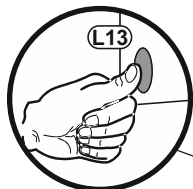
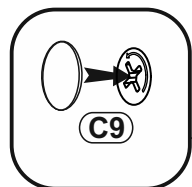
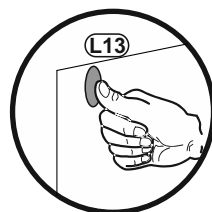
9



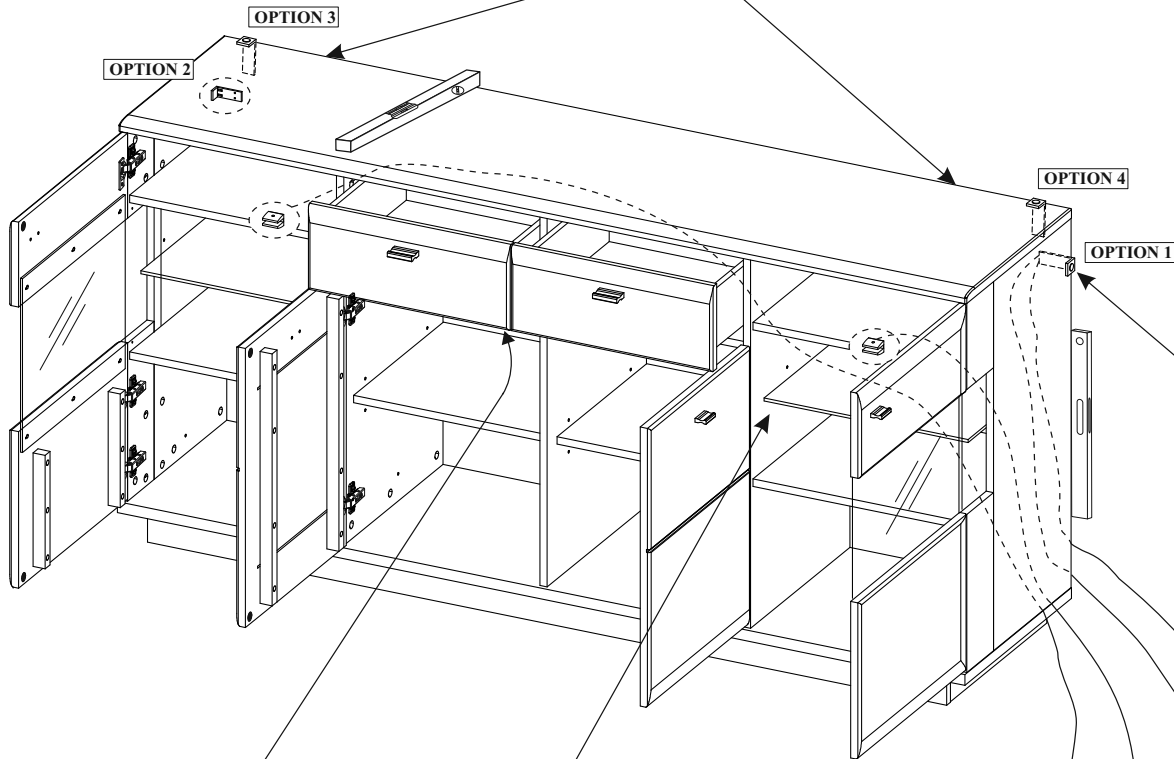
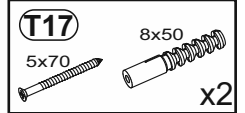
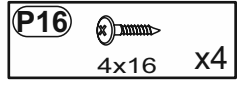
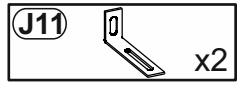
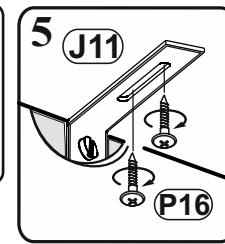
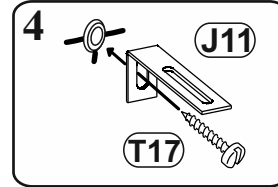
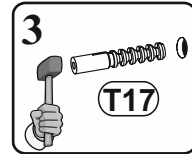
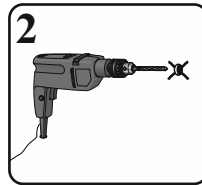

0 10 20 30 40 50 60 70 80 90 100 110 120 130 140 150 160 170 180 190 200



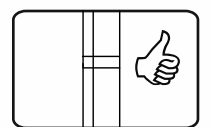
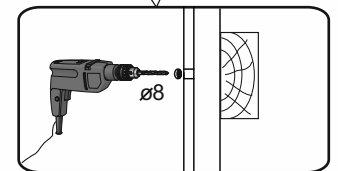

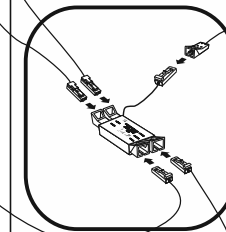
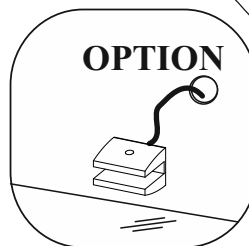
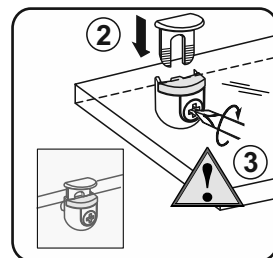
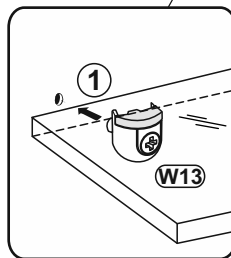
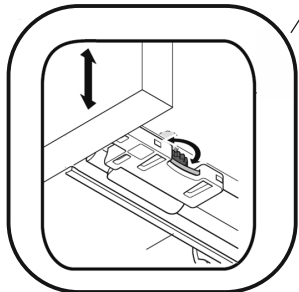
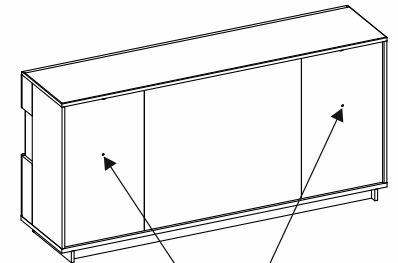
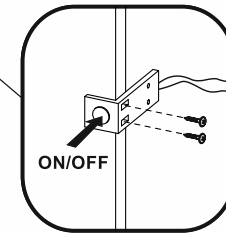
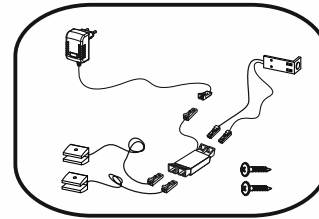

1

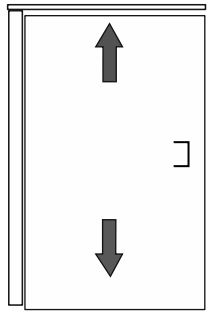


2

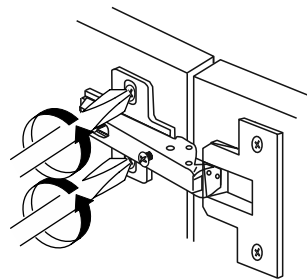


OPTION

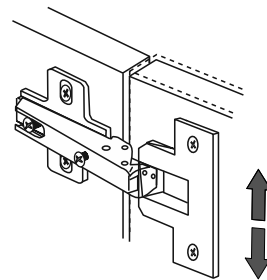




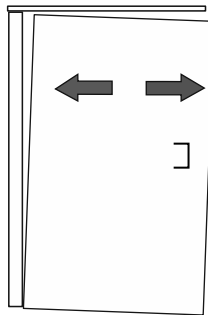
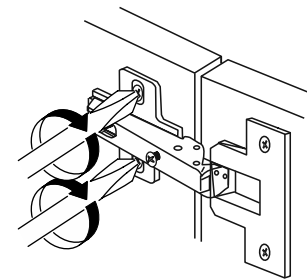
1



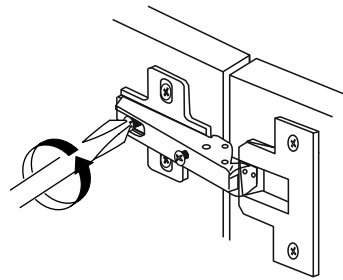
2



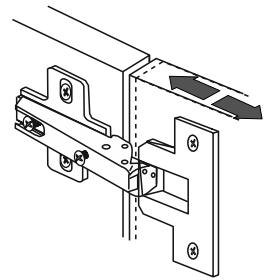
3



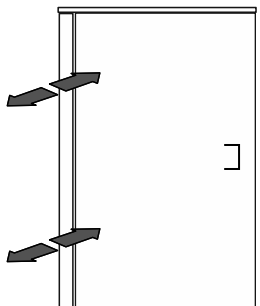
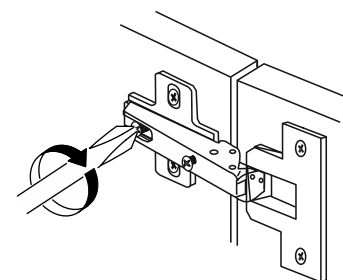
1



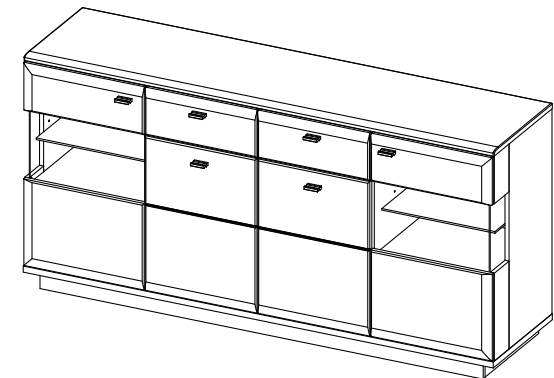
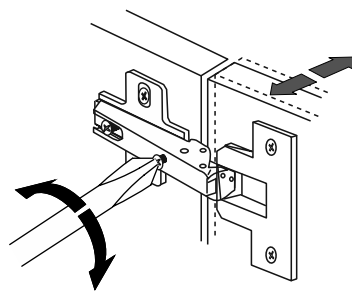
2



3



1





GB

**Instructions for furniture maintenance**

- The maintenance consists in regular cleaning the external and internal surfaces of the furniture.
- Remove any?stains or dirt regularly. The fresh stains are usually to be removed easier and completely
- Materials and agents for maintenance:

**RECOMMENDED** : soft fabric cloths while using proper cleaning and maintenance agents (it is recommended to apply commonly used foams and emulsions) however, before using them it is advisable to do the test on the invisible surface with the agents designed for using for this type of material

**UNACCEPTABLE** : rough sponges, scratchers, detergents, chemical solvents, polishes powders containing abrasive materials and it is also inadvisable to soak with a great amount of water.

PL

**Wskazówki na temat Konserwacji mebli**

- Konserwacja polega na regularnym czyszczeniu zewnętrznych i wewnętrznych powierzchni mebla.
- Na bieżąco usuwać plamy i zabrudzenia. Świeże plamy dają się zazwyczaj łączyć i najczęściej w całości usunąć
- Materiały i środki do konserwacji:

**ZALECANE**: ściereczki z miękkiej tkaniny z użyciem odpowiednich środków czyszczących - konserwujących (zaleca się stosowanie ogólnie dostępnych pianek i emulsji) jednak przed użyciem środków czyszczących - konserwujących zaleca się przeprowadzenie testu na powierzchni niewidocznej środkami przeznaczonymi dla tego typu naturalnego drewna  
**NIEDOPUSZCZALNE**: twarde gąbki, drapak, detergenty, rozpuszczalniki chemiczne, pasty proszki zawierające środki ściernie oraz niewskazane jest moczenie dużą ilością wody.

DE

**Anweisung zur Möbelpflege**

- Pflege bedeutet regelmäßige Reinigung der äußeren und inneren Möbeloberfläche
- Flecken und Verschmutzungen laufend entfernen. Neue Flecken lassen sich gewöhnlich leicht und häufig völlig entfernen
- Pflegestoffe und -mittel:

**EMPFEHLENSWERT**: Lappen aus weichem Stoff und entsprechendes Reinigungspflegemittel (empfehlenswert sind handelsübliche Schäumen und Emulsionen) allerdings wird vor der Anwendung der Reinigungspflegemittel ein Test auf der unsichtbare Oberfläche empfohlen

**UNZULÄSSIG**: harte Schwämme, Schrubber, Spülmittel, chemische Lösungsmittel, Pasten Pulver mit Schleifmittel sowie Nassmachen mit viel Wasser.

CZ

**Pokyny pro údržbu nábytku**

- Údržba spočívá v pravidelném čištění vnějších a vnitřních povrchů nábytku.
- Škvry a nečistoty okamžitě odstraňujte. Čerstvé škvry je možné snadněji a nejčastěji zcela odstranit
- Materiály a prostředky k údržbě:

**DOPORUČENÉ**: hadříky z měkké látky s použitím vhodných čistících a konzervačních prostředků (doporučuje se používání všeobecně přístupných pěnek a emulzí) avšak před použitím čistících a konzervačních prostředků se doporučuje provést test na neviditelné části, a to prostředky určenými pro tento typ látky.

**NEDOVOLENÉ**: tvrdé hubky, škrabáky, detergenty, chemické rozpouštědla, pasty prášky obsahující brusné prostředky a nedoporučuje se močit příliš velkým množstvím vody.

FR

**Indications concernant la conservation des meubles**

- La conservation consiste à un nettoyage régulier des surfaces externes et internes du meuble.
- Effacer les taches et les salures immédiatement. D'habitude, les taches fraîches sont plus faciles à effacer.
- Les matériaux et les substances destinés pour la conservation:

**RECOMMANDÉS** : les chiffons mous, en utilisant les moyens convenables destinés pour nettoyer et conserver les meubles (il est recommandé d'utiliser les crèmes et émulsions accessibles au marché) pourtant, avant d'utiliser un liquide, il est recommandé de faire un test sur une surface invisible avec des liquides destinés pour ce type de matériau

**INADMISSIBLES** : éponges dures, radeurs, détergents, dissolvants chimiques, pâtes-poudres contenant les substances abrasives, il n'est recommandé non plus de mouiller les meubles avec de l'eau.

SK

**Pokyny pre údržbu nábytku**

- Údržba spočívá v pravidelnom čistení vonkajších a vnútorných povrchov nábytku.
- Škvry a znečistenia okamžite odstraňujte. Čerstvé škvry môže sa ľahko a najčastejšie celkom odstrániť.
- Materiály i prostriedky na údržbu:

**ODPORUČENÉ**: handričky z mäkkej látky s použitím vhodných čistiacich konzervačných prostriedkov (odporuje sa používanie všeobecne prístupných pen a emulzií) avšak pred použitím čistiacich a konzervačných prostriedkov sa doporučuje provést test na neviditeľnej časti, a to prostriedkami určenými pre tento typ látky

**NEDOVOLENÉ**: tvrdé hubky, škrabáky, detergenty, chemické rozpúšťadla, pasty prášky obsahujúce brusné prostriedky a neodporuje sa močiť príliš veľkým množstvom vody.

NL

**Aanwijzingen voor het onderhoud van meubels**

- Het onderhoud houdt het regelmatig reinigen van de meubels in.
- Verwijder steeds vlekken en vuil. Verse vlekken zijn gewoonlijk gemakkelijker en vaak in hun geheel te verwijderen.
- Onderhoudsmaterialen en -middelen:

**AANBEVOLEN**: doeken van zachte stof met reinigingsmiddelen (het gebruik van algemeen verkrijgbare schuim en emulsies wordt aanbevolen). Voer voor het gebruik van de reinigings- en onderhoudsmiddelen een test uit op een onzichtbare plaats met middelen die bestemd zijn voor dat soort materiaal.

**AFGERADEN**: harde sponzen, krabbers, detergents, chemische oplosmiddelen, pasta's en poeders die schuurmiddelen bevatten. Het wordt ook afgeraden om grote hoeveelheden water te gebruiken.

HR

**Savjeti za Održavanje namještaja**

- Održavanje se sastoji od redovitih čišćenja vanjskih i unutarnjih površina namještaja.
- Redovito uklanjati mrlje i prljavštine. Svježe mrlje mogu biti lakše i najčešće u potpunosti uklonjene.
- Materijali i sredstva za održavanje:

**PREPORUČAMO**: korištenje krpica od mekih tkanina i odgovarajuća sredstva za čišćenje i održavanje (preporuča se koristiti pjene i emulzije dostupne u prodaji) - ali prije nego počnete koristiti sredstva za čišćenje i održavanje, preporučljivo je provesti test tog sredstva na nevidljivoj površini materijala.

**NEDOVOLJENA SREDSTVA**: tvrda spužva, grebalice, deterdženti, hemijska otapala, sredstva u obliku pastila ili praška, koja sadrže abrazivna sredstva, ne preporuča se namakanje velikim količinama vode.

IT

**Indicazioni relative alla conservazione dei mobili**

- La conservazione consiste in una pulizia sistematica delle superfici interne ed esterne del mobile.
- ?- Togliere le macchie e sporchie immediatamente poiche lo sporco fresco solitamente ed interamente e piu facile da eliminare.
- ?- Materiali e mezzi per la conservazione:

**SI RACCOMANDANO**: stracci di tessuto morbido con aggiunta di adeguati prodotti per la pulizia e conservazione (si raccomanda l'utilizzo di schiume ed emulsioni generalmente accessibili nel commercio). Tuttavia, prima di applicare tali prodotti, scelti in base alla superficie da trattare, occorre eseguire il test su una zona meno visibile.

**SONO VIETATI**: spugne dure, raschiatori, detergenti, paste e polveri contenenti sostanze abrasive. Inoltre, e da evitare di bagnare i mobili con l'acqua.

TR

**Mobilya bakým talimatý**

- Mobilya bakýmý, mobilyanýn iç ve dış yüzeylerini muntazam bir biçimde temizlenmesinden oluşur.
- Oluşan leke ve kirlenmeleri derhal giderin. Taze lekeler genellikle kolay ve tümüyle çykar.
- Mobilya bakým malzeme ve araçları

**TAVSYYELER**: yumuşak bez ve uygun temizleme-bakým araçları (piyasadaki köpük ve emülsiyonlar) tavsiye edilir.

Aşýl temizleme geçmeden önce kullanacađýnýz ilacı mobilyanýn görünmeyen yüzeyinde test etmeyi ihmal etmeyiniz.  
**UYARI**: sert sünger, tel sünger, tiner, çizici özelliđi olan deterjan, toz deterjan asla kullanmayın. Mobilya yüzeylerini fazla ıslatmayın

HU

**Bűtor ápolására vonatkozó útmutatók**

- Áz ápoláshoz a bűtor külső és belső felületének rendszeres tisztítása tartozik.
- Folyamatosan kell a foltokat és a szennyzedéseket eltávolítani. A friss foltok általában könnyebben és gyakran teljesen eltávolíthatók.
- Ápolási anyagok és szerek:

**JAVASOLT**: a tisztításhoz puha rongyot (ruhát) és megfelelő ápolási szereket használnak (javasolt a kereskedelemben elérhető habok és emulziók használata) a tisztító-ápolási szerek használata előtt a nem látható (nem szembetűnő) felületen adott szerrel egy próbatesztet kell elvégezni.

**TILOS**: a kemény szivacs, kaparó, mosószer, vegyi oldószer, sűrűszoerek tartalmazó porok és paszták használata, a tisztításhoz nem szabad nagy mennyiségű vizet használni és abban zdatni.

RO

**Sfaturi pentru întreținerea mobilei**

- Întreținerea constă în curățarea regulată a suprafețelor exterioare și interioare ale mobilierului.
- Petele și murdăria trebuie sc îndepărtate imediat. De obicei, petele proaspete pot să fie mai ușor și complet eliminate.
- Materiale și detergenți de întreținere:

**RECOMANDATE**: ștergerea cu o cârpă moale, și utilizarea unor detergenți pentru curățare și întreținere (este recomandată să utilizați spume disponibile în comerț și emulsii), cu toate acestea, înainte de aplicarea detergenților pentru curățare-întreținere, se recomandă să se efectueze testul pe o suprafață disponibilă invizibilă din acest tip de material

**NIȚIODATĂ**: bureți duri, lavete abrazive, detergenți, solvenți, substanțe chimice, pulberi, paste care conțin substanțe abrazive; nu este recomandată nici umezirea cu o cantitate mare de apă

ES

**Indicaciones para conservación de los muebles**

- La conservación consiste en la limpieza corriente de las superficies externas e internas del mueble.
- Quitense las manchas y suciedades según vayan apareciendo. Las manchas recientes suelen quitarse ligera y completamente.
- Materiales y productos para conservación:

**SE RECOMIENDAN**: trapo de tela suave con la utilización de los productos correspondientes de limpieza y conservadores (se recomiendan las espumas y emulsiones disponibles en el mercado). No obstante, antes de usar el producto de limpieza y conservador se recomienda hacer una prueba en la superficie invisible con los productos apropiados para este tipo de materia.

**NO SE ADMITE EL USO DE**: esponjas duras, metálicas, detergentes, disolventes, cremas, polvos que contienen agentes abrasivos. Tampoco se puede mojar el mueble con demasiada cantidad de agua.

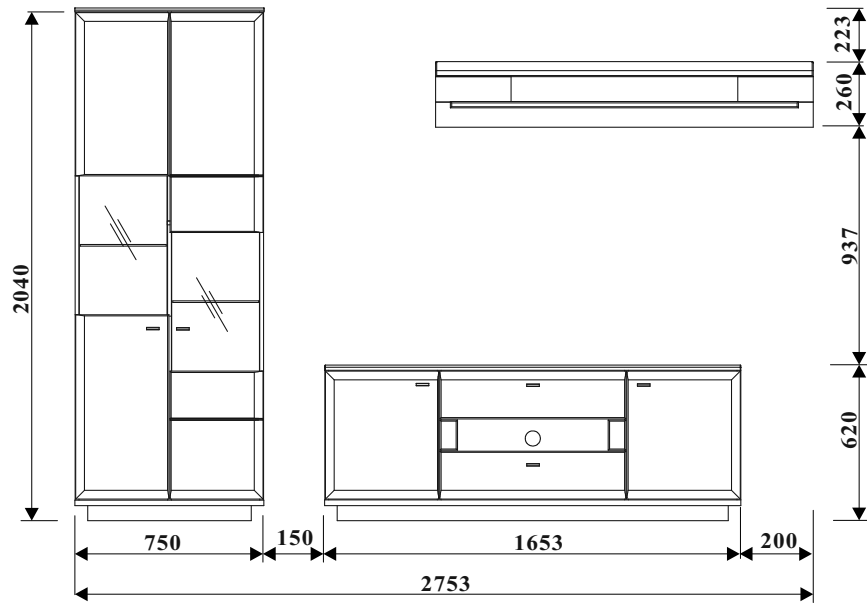
RU

**Рекомендаций по уходу за мебелью**

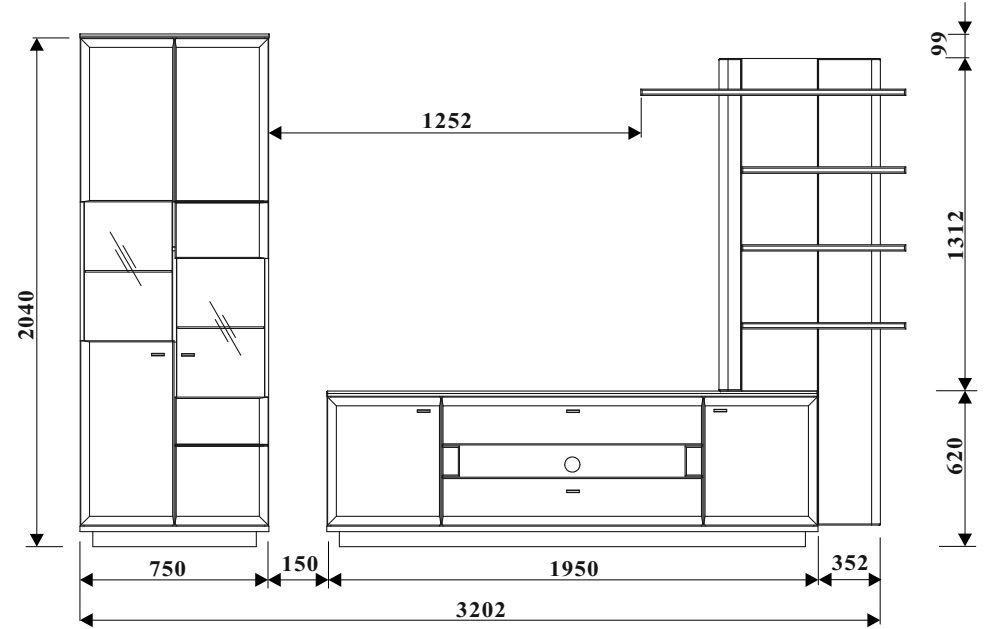
- Уход за мебелью предусматривает регулярную протирку внешней и внутренней поверхности мебели.
- Пятна и загрязнения снимают сразу же. Свежие пятна удаляются легче и полностью.
- Материалы и средства по уходу:

**РЕКОМЕНДУЕМЫЕ**: тряпочки из мягкой ткани с применением соответствующих чистяще-консервирующих средств (рекомендуются применение легкодоступных пен и эмульсий). Однако, перед применением чистящего средства следует провести тест на закрытой поверхности мебели.

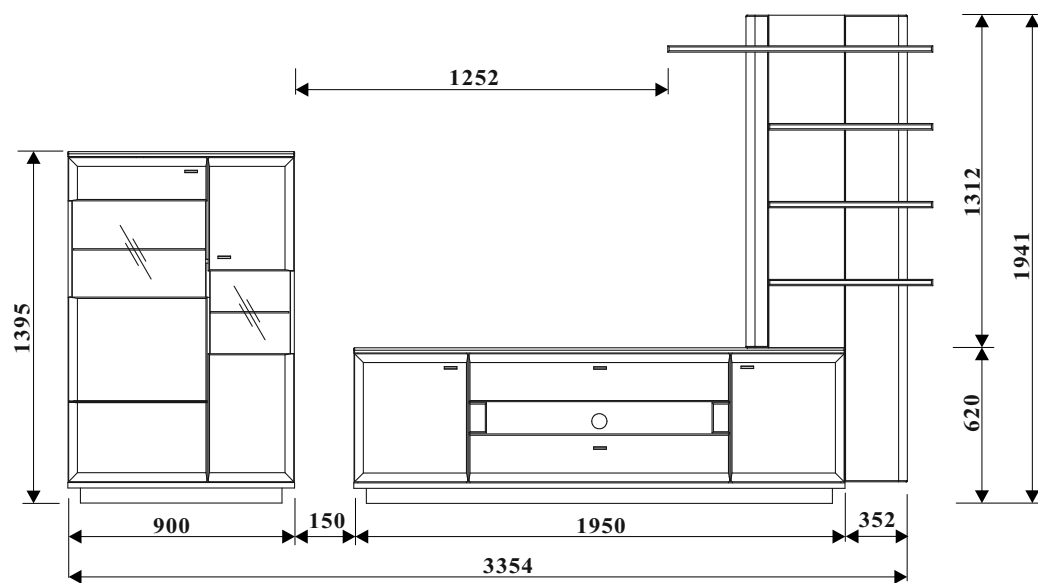
**НЕ РЕКОМЕНДУЕМЫЕ**: жесткие губки, наждаки, detergenți, химические растворители, пасты и порошки с содержанием абразивных веществ. Не допускать скопления воды на поверхности мебели.



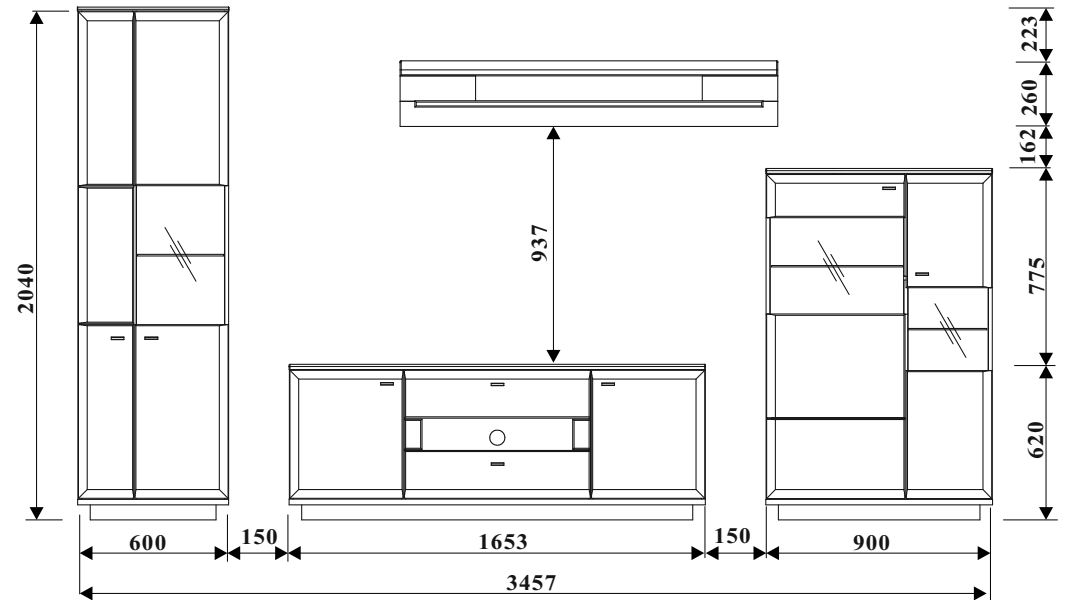
***Kombination 80***



***Kombination 81***

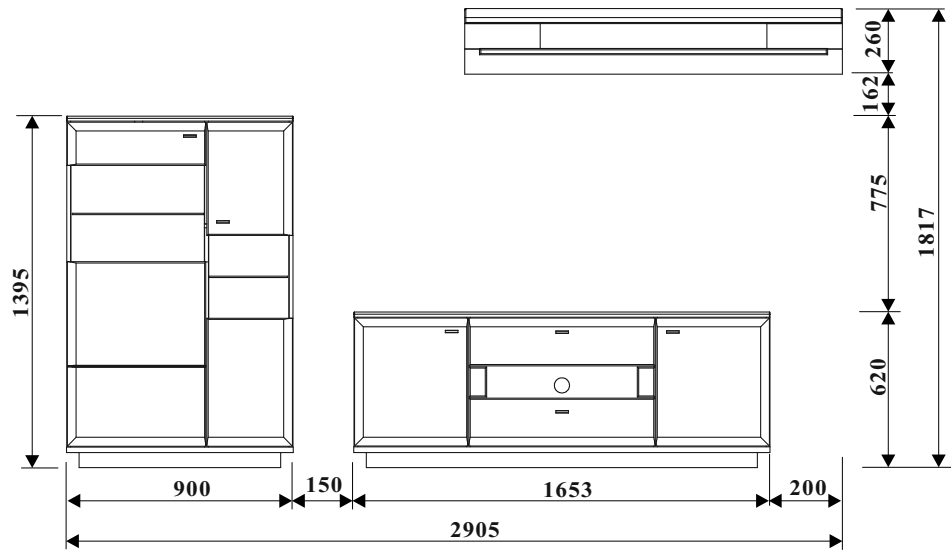


***Kombination 82***

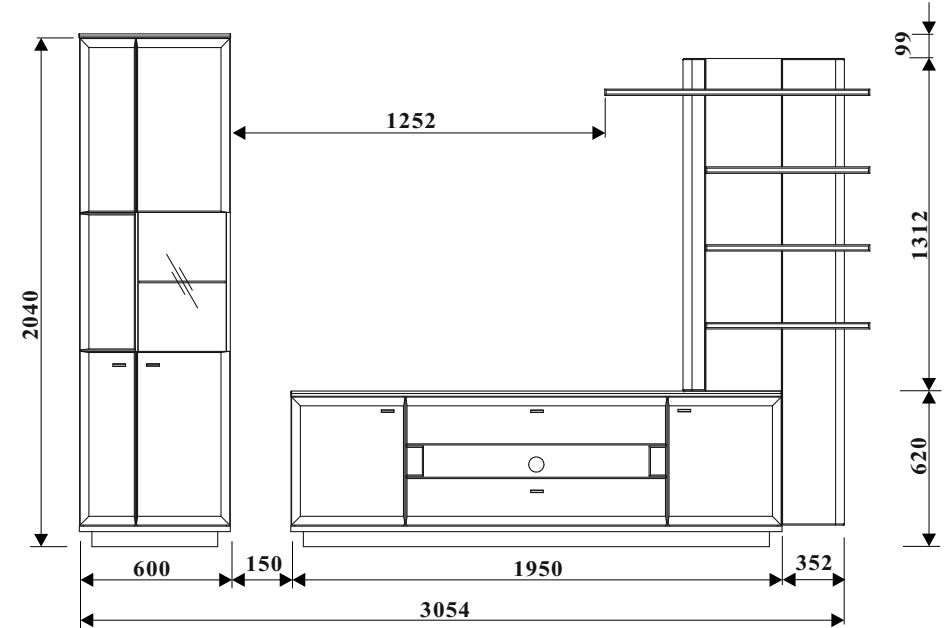


***Kombination 83***

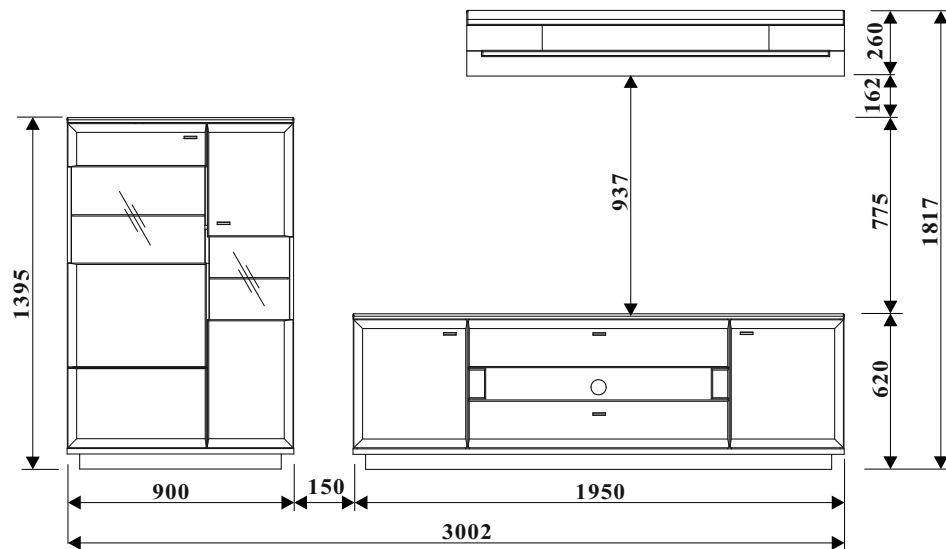




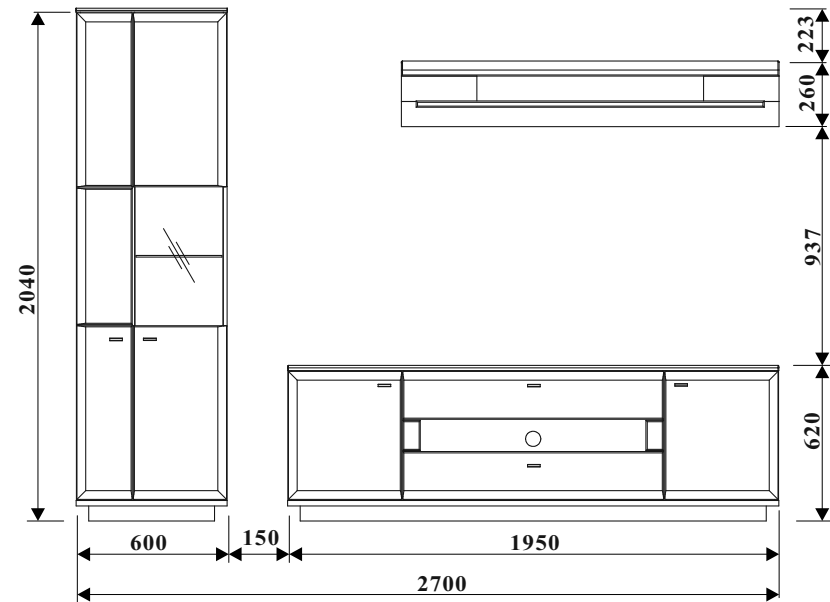
**Kombination 84**



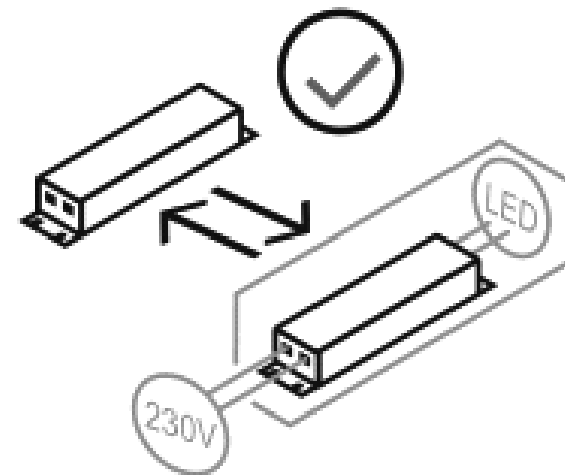
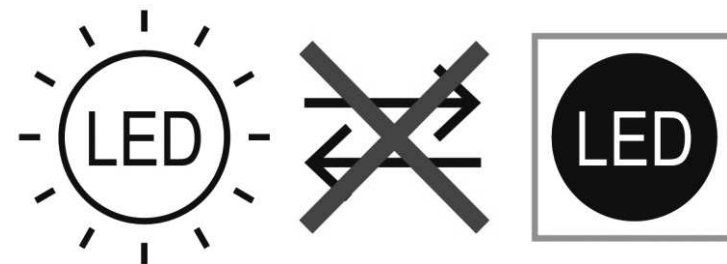
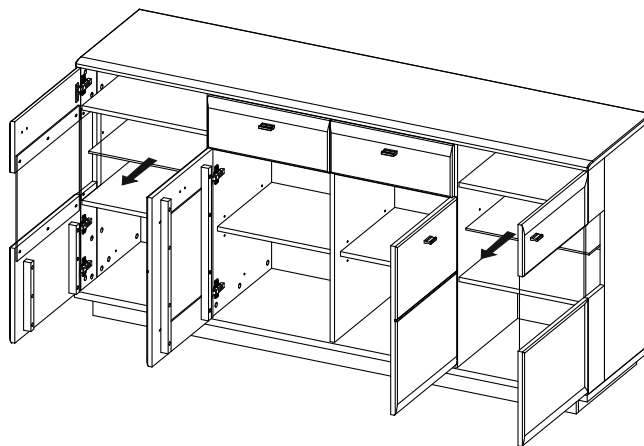
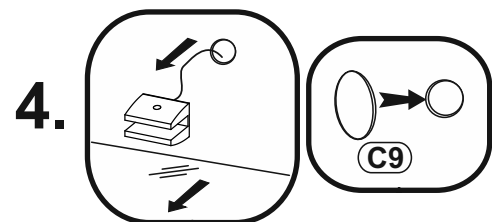

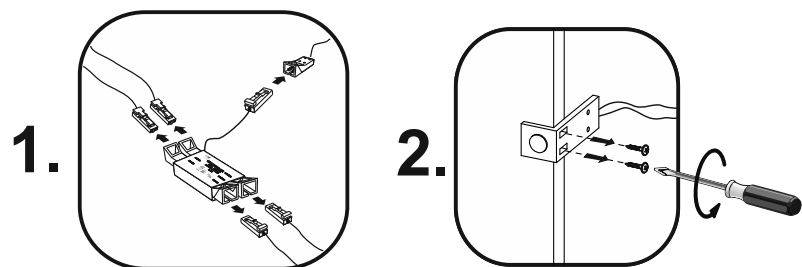
**Kombination 85**



**Kombination 86**



**Kombination 87**



PL- Ten produkt zawiera źródła światła o klasie efektywności energetycznej „F”

DE- Diese Produkte enthalten Lichtquellen der Energieeffizienzklasse „F”

CS- Tento výrobek obsahuje světelný zdroj třídy energetické účinnosti „F”

DA- Dette produkt indeholder en lyskilde til energieffektivitetsklasse „F”

EL- Αυτό το προϊόν περιέχει μια πηγή φωτεινής πηγής ενεργειακής απόδοσης „F”

EN- This product contains a light sources of energy efficiency class „F”

ES- Este producto contiene una fuente de luz de clase de eficiencia energética „F”

ET- See toode sisaldab efektiivsusklassi valgusallikat energia „F”

FI- Tämä tuote sisältää energiatehokkuusluokan valonlähteen „F”

FR- Ce produit contient des sources lumineuses de classe d'efficacité „F”

HU- Ez a termék energiahatékonysági osztályú fényforrást tartalmaz „F”

IT- Questo prodotto contiene una sorgente luminosa di classe di efficienza energetica „F”

LT- Šiame gaminyje yra energijos vartojimo efektyvumo klasės šviesos šaltinis „F”

LV- Šis produkts satur gaismas avotu ar energoefektivitātes klasi „F”

RU- Этот продукт содержит источник света класса энергоэффективности „F”

PT- Este produto contém uma fonte de luz da classe de eficiência energética „F”

RO- Acest produs conține o sursă de lumină de clasă de eficiență energetică „F”

NL- Dit product bevat een lichtbron met energie-efficiëntieklasse „F”

SK- Tento výrobok obsahuje svetelný zdroj triedy energetickej účinnosti „F”

SLO- Ta izdelek vsebuje svetlobni vir razreda energijske učinkovitosti „F”

SV- Denna produkt innehåller en ljuskälla för energieffektivitetsklass „F”

TR- Bu ürün bir ışık kaynağı enerji verimliliği sınıfı içerir „F”

HR- Ovak proizvod sadrži izvor svjetlosti razreda energetske učinkovitosti „F”

BG- Този продукт съдържа източник на светлина от клас на енергийна ефективност „F”

