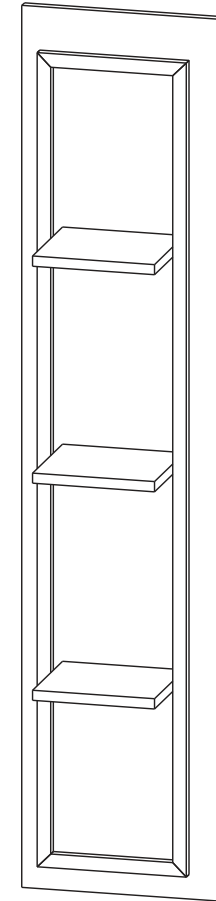
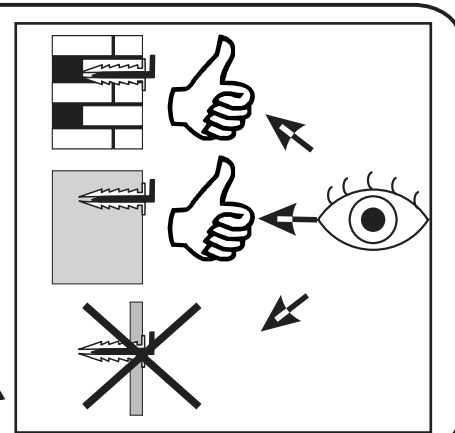
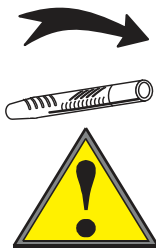
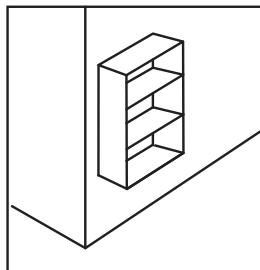
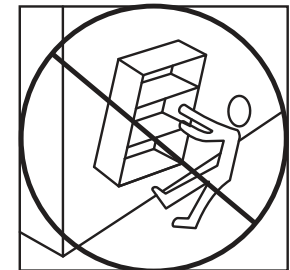


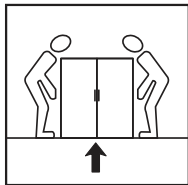

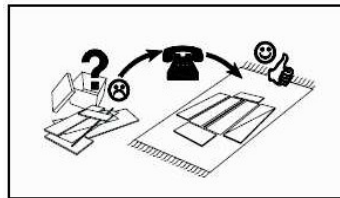

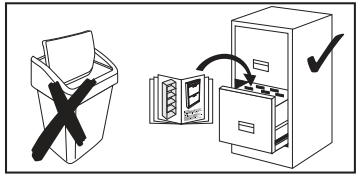
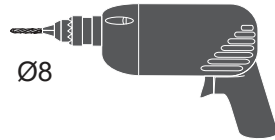
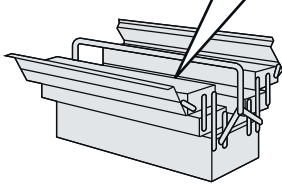
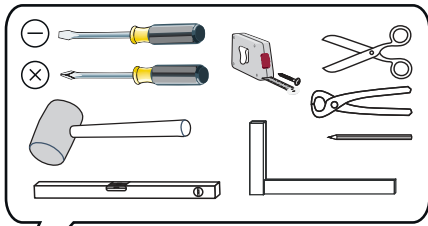

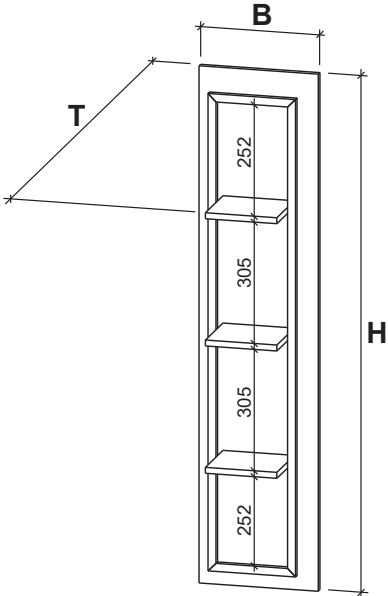


PERSIKO 6A02HH42

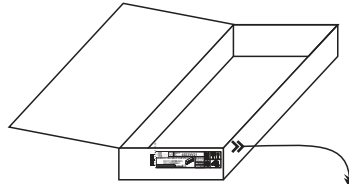
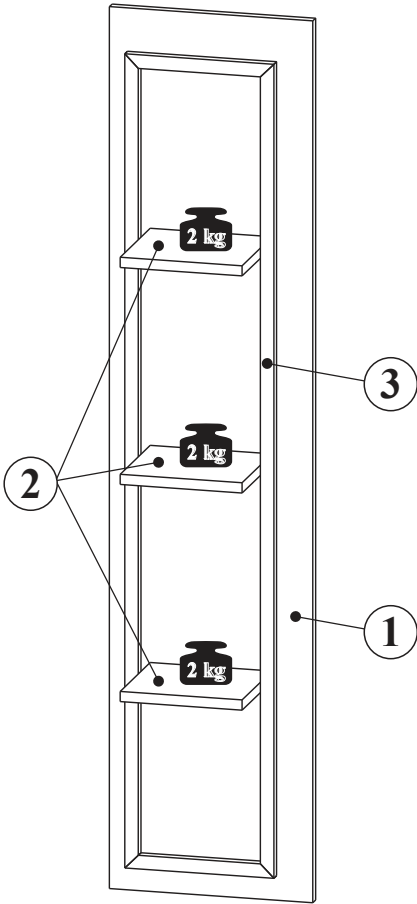
1/10



PERSIKO 6A02HH42





B -875mm
 H -1080mm
 T -305mm





1	1300	300	1	1/1
2	180	165	3	1/1
3	1200	220	1	1/1

NR1


(K2)  7x70 x6


(T29)  x6


(C18)  5mm x2


(G7)  S4 x1

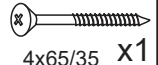
NR2

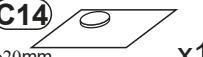
(F50)  x3

(E2)  6x9,5 x6


(T10)  x3

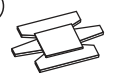
(T13)  8x40mm x4

(S25)  x 4x65/35 x1

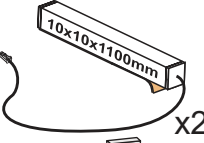
(C14)  ϕ 20mm x1


NR3


(O21)  MAX10,4W x1

(C5)  x2

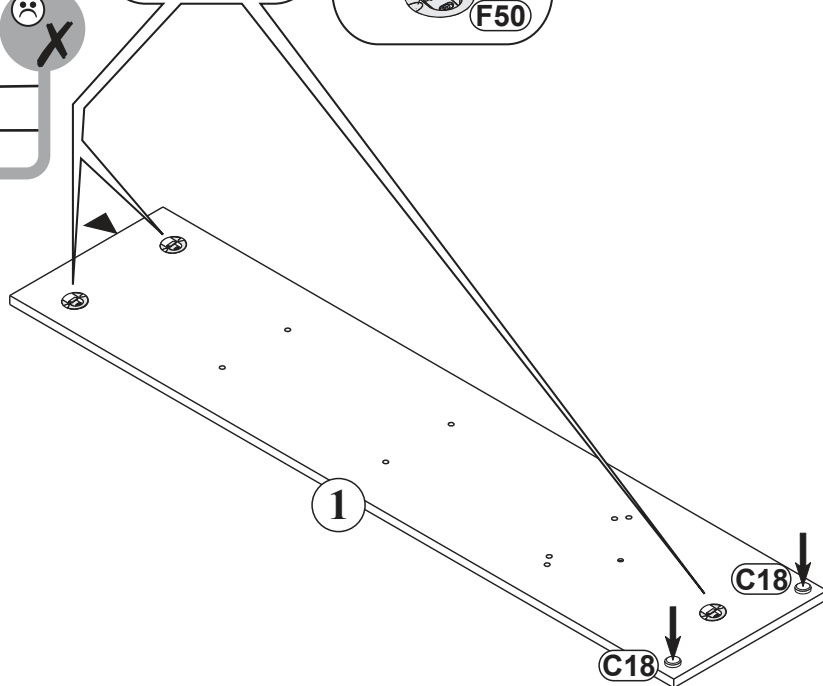
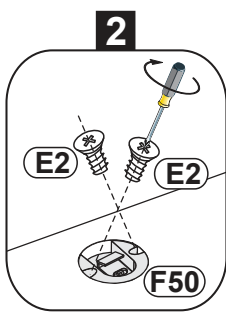

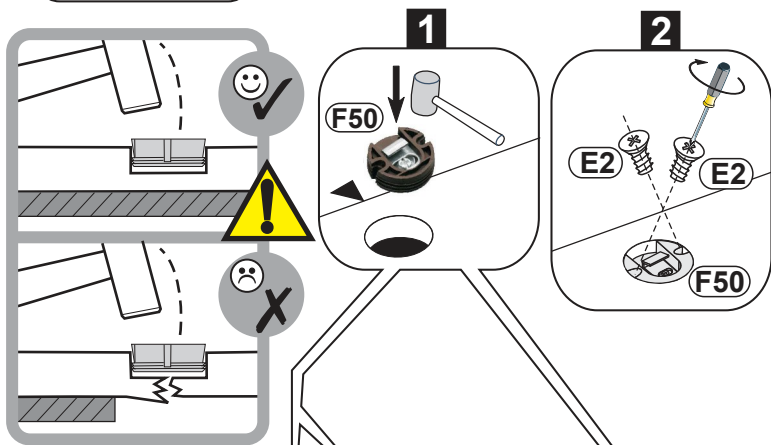
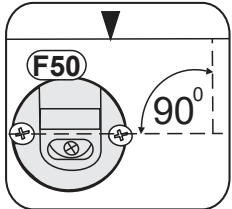
(O24)

 10x10x1100mm x2

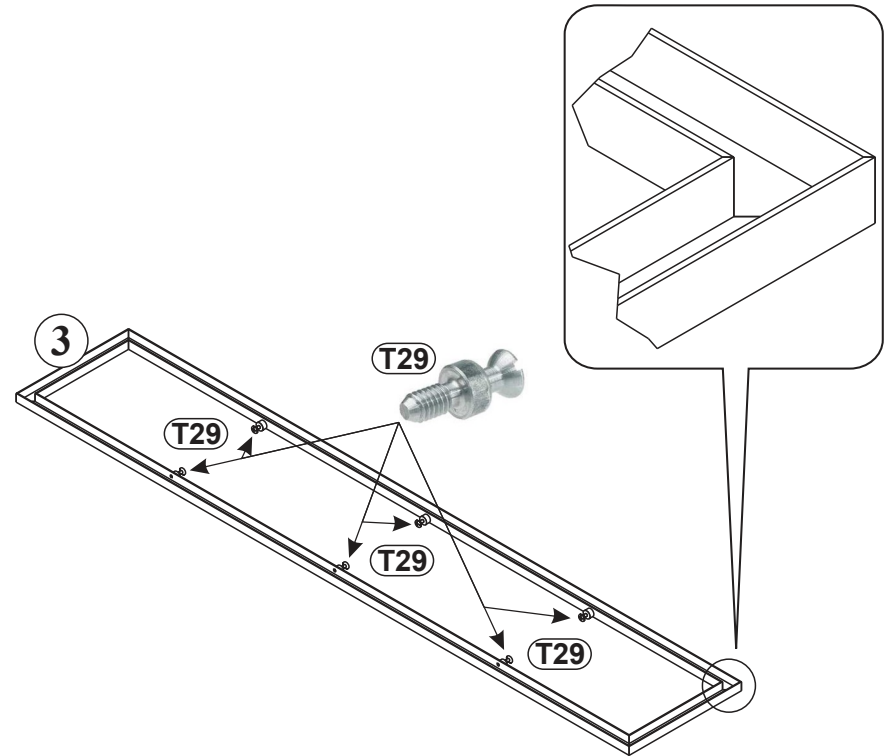
 x1

 x1

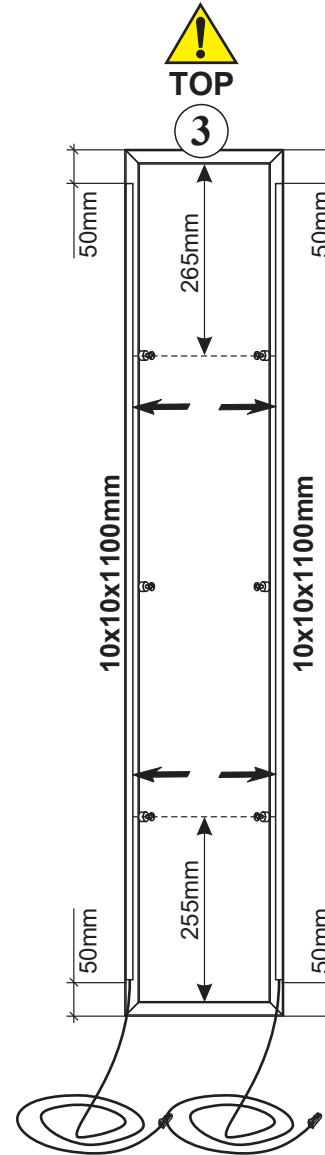
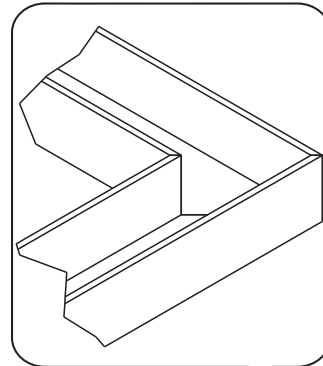
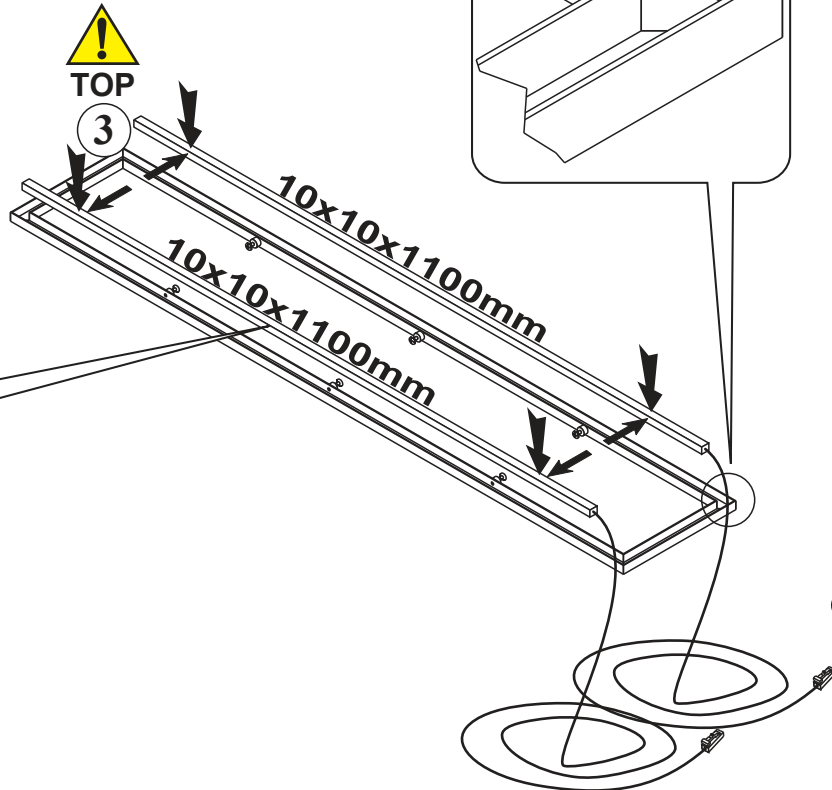
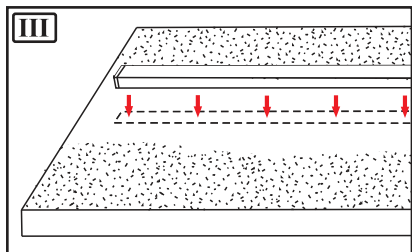
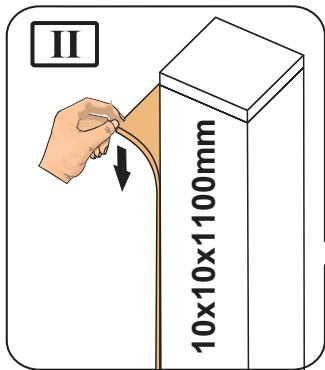
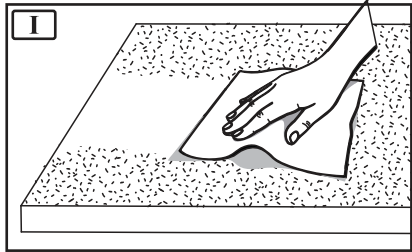
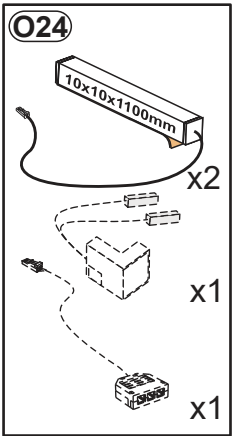
1



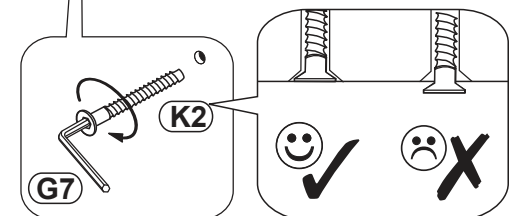
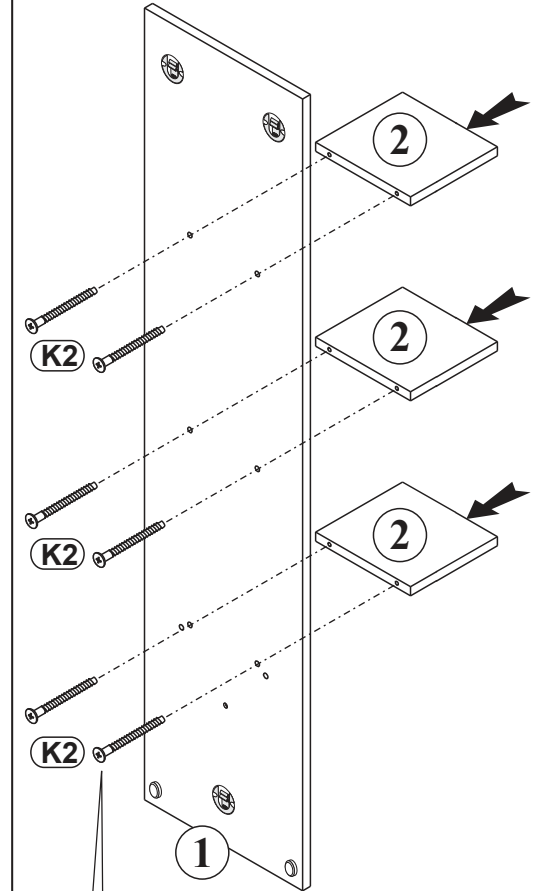
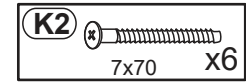
2



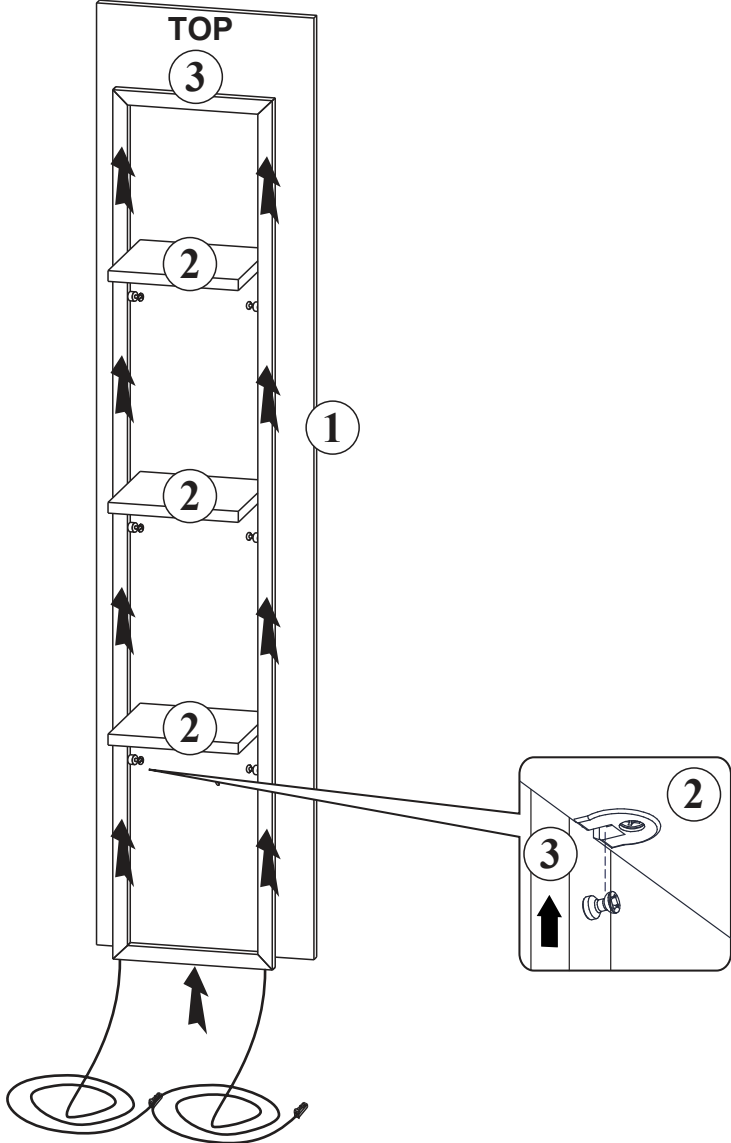
3



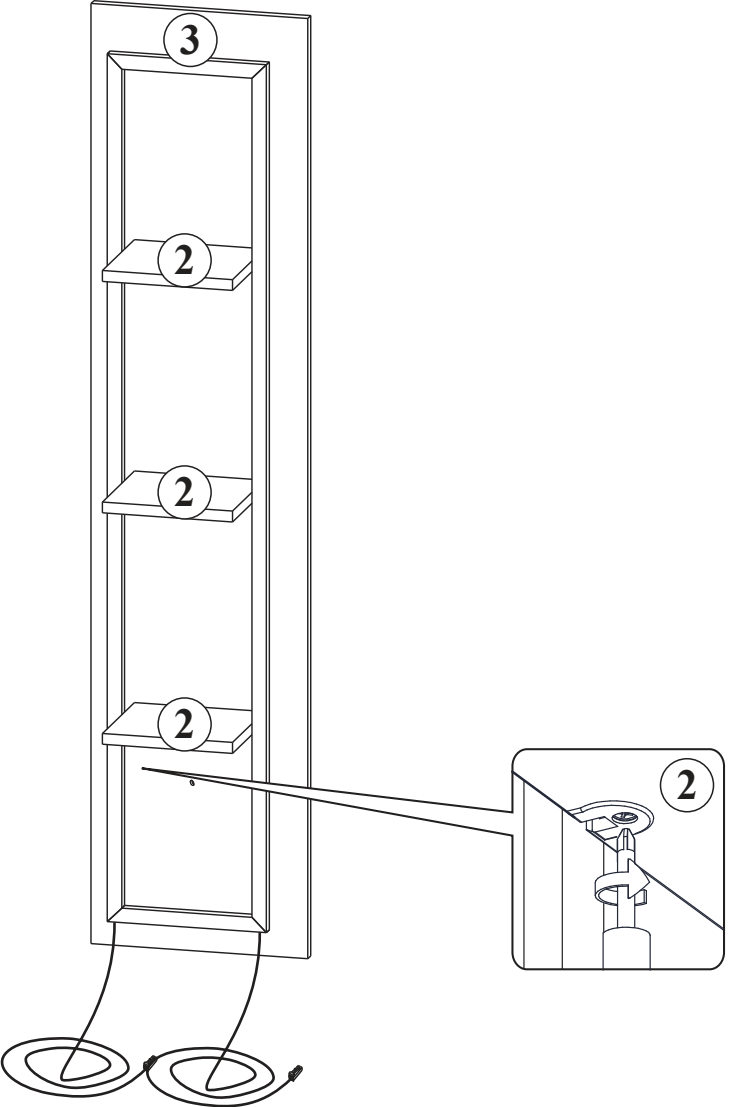
4



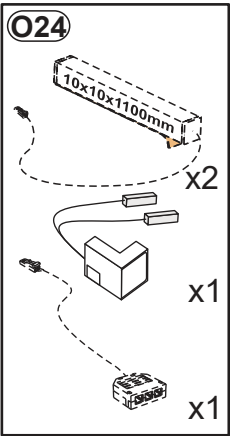
5



6

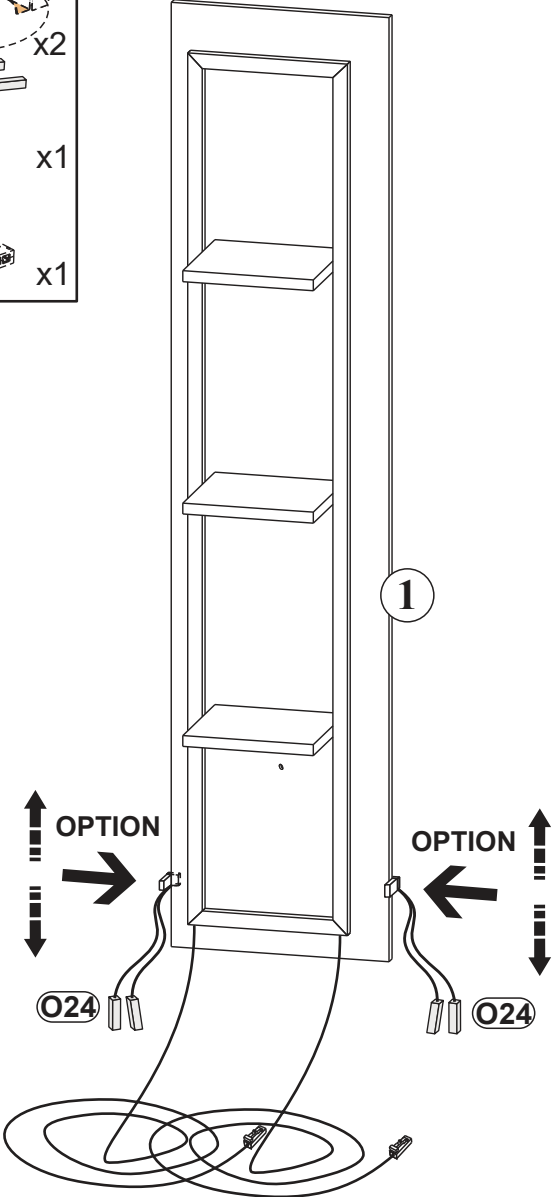


7

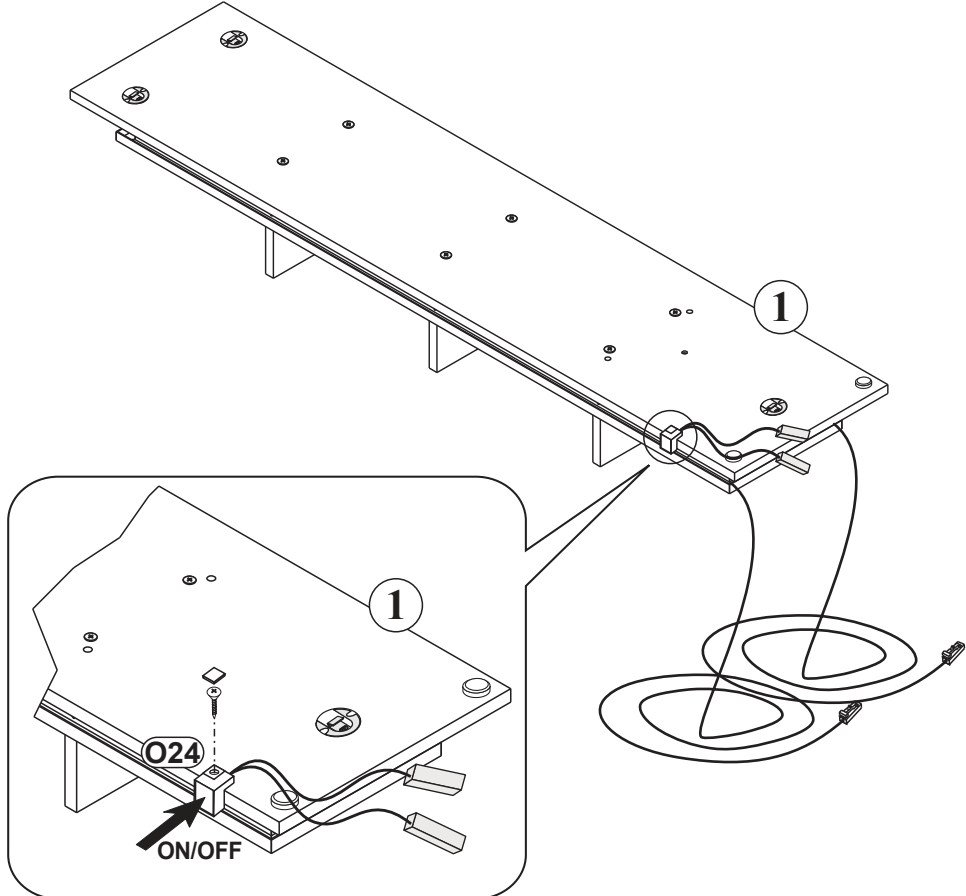
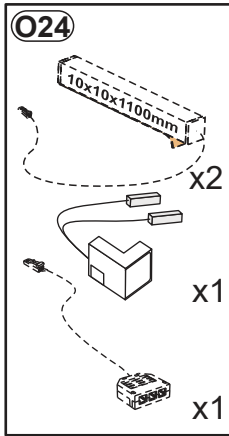


BELEUCHTUNG

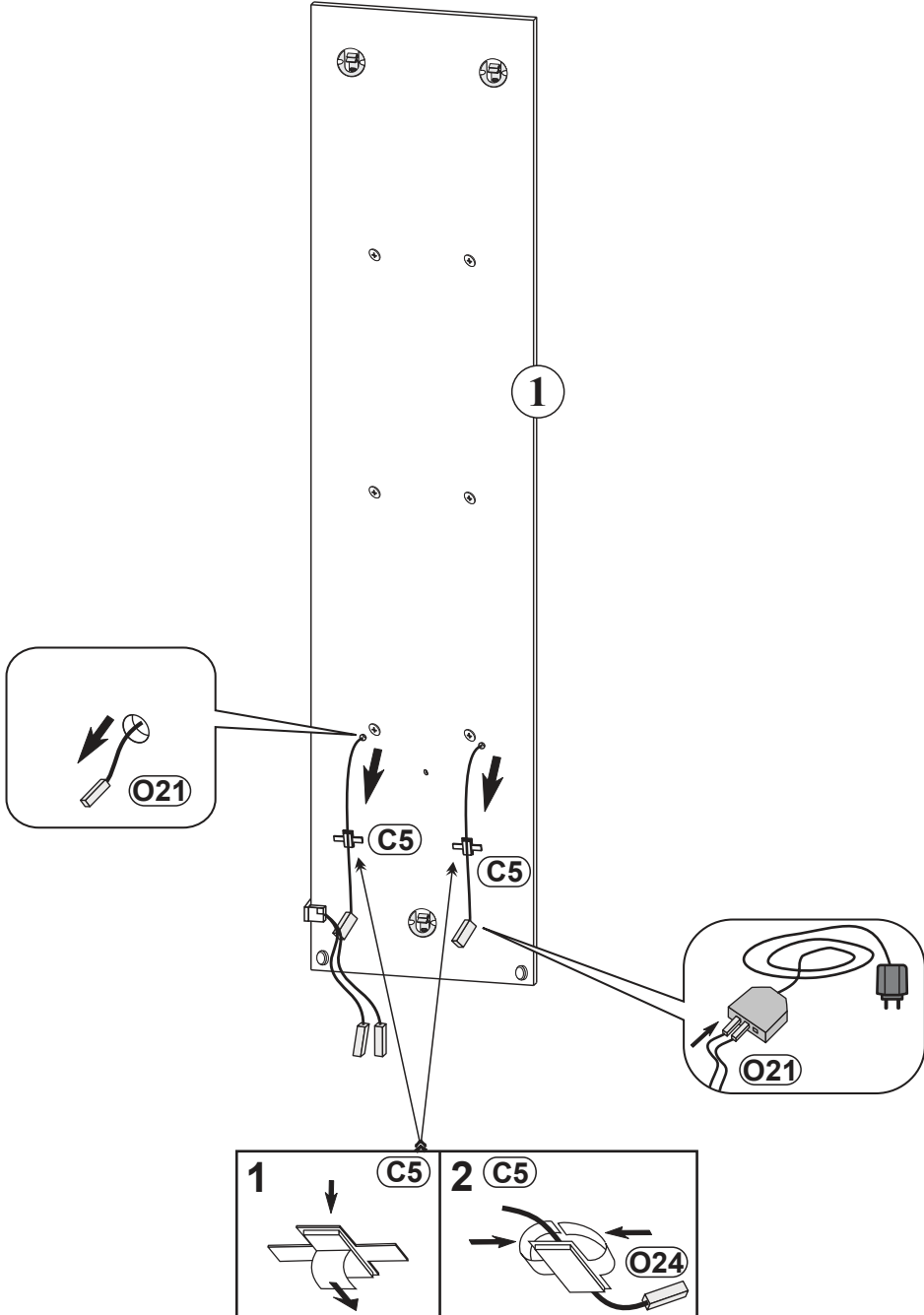
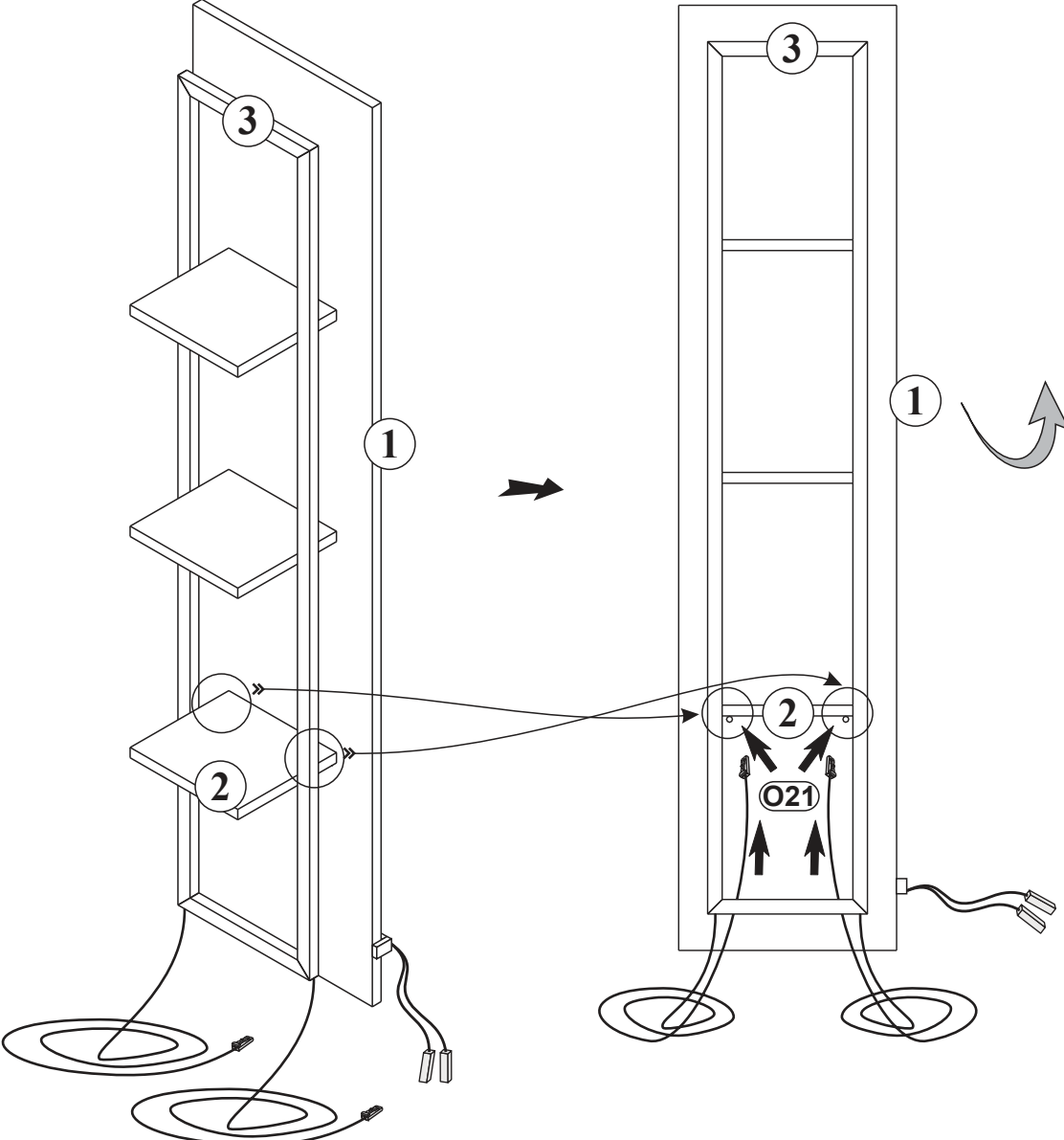
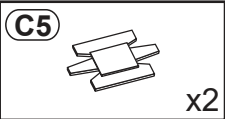
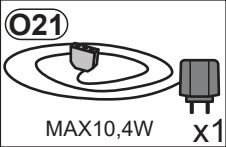
TOP



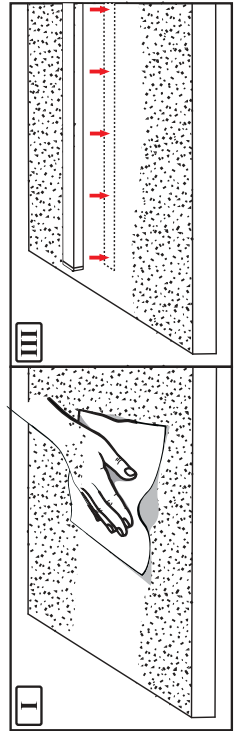
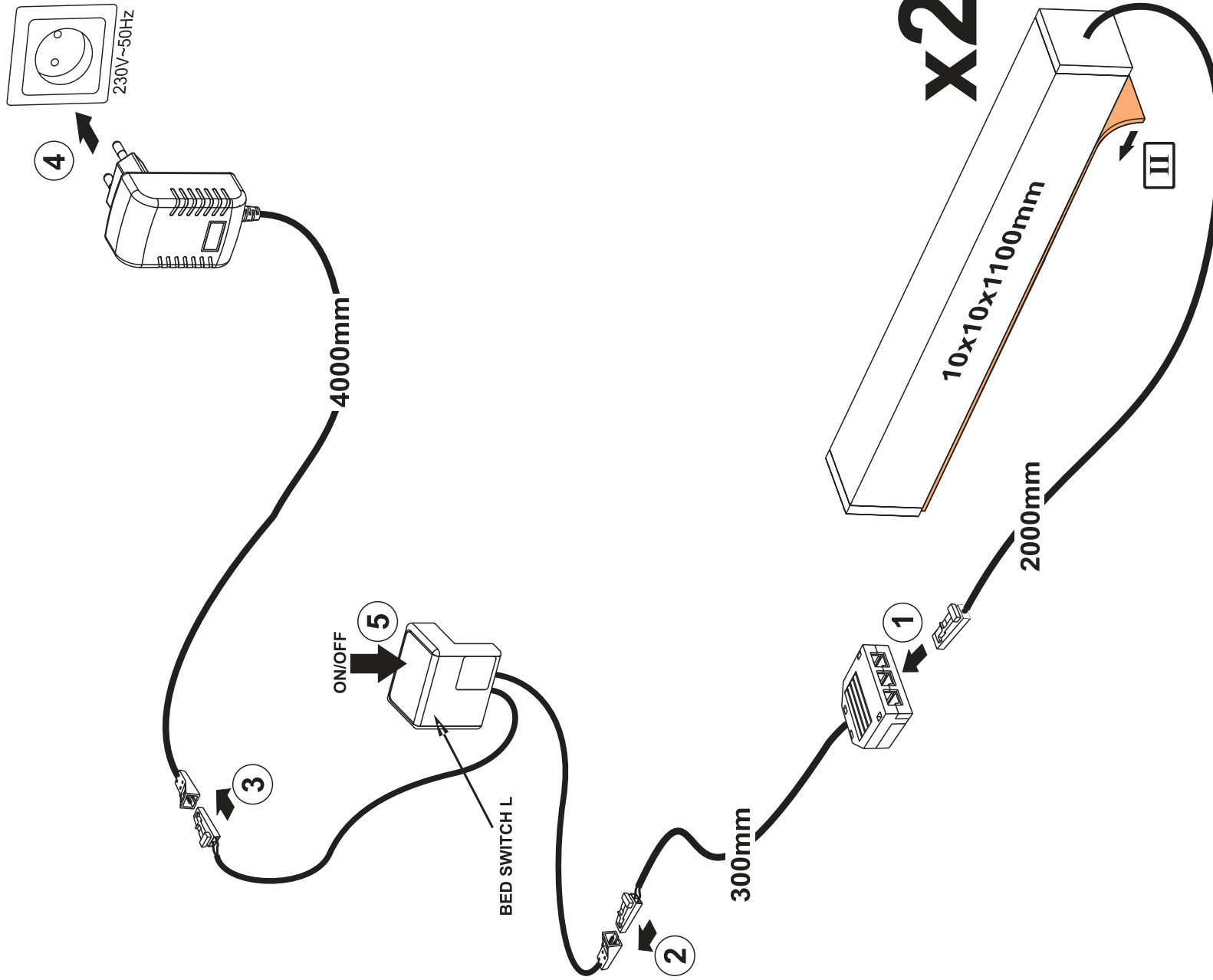
8



9



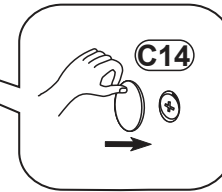
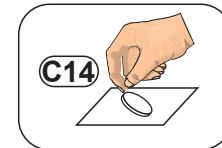
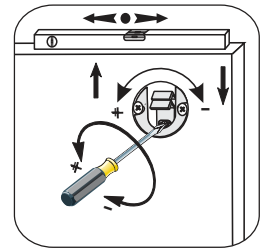
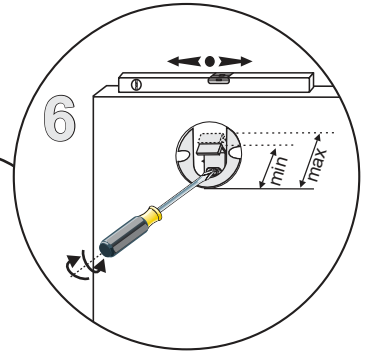
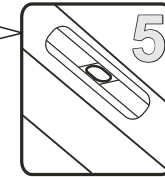
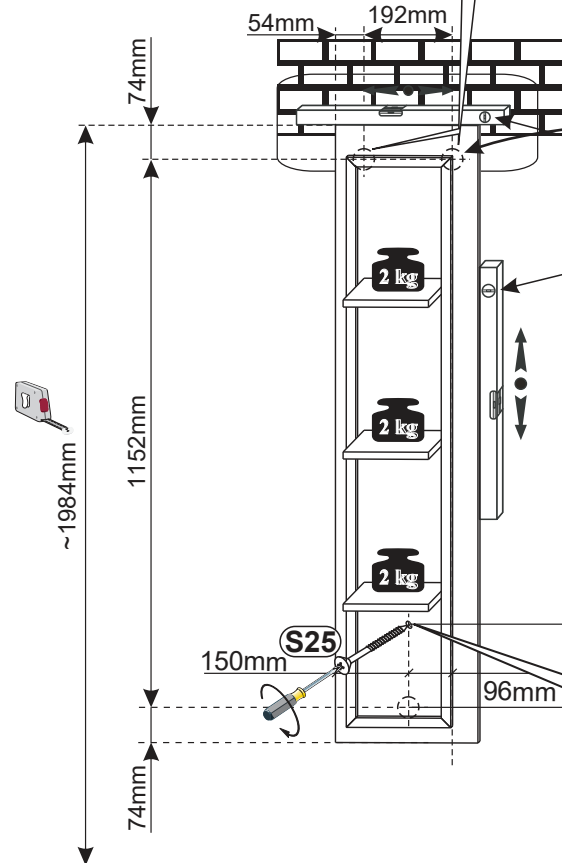

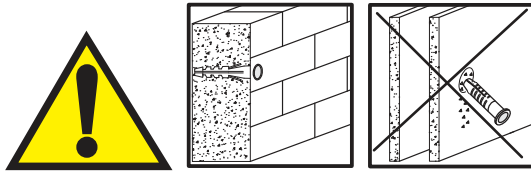
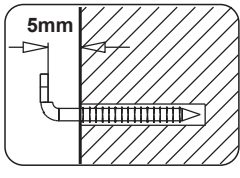
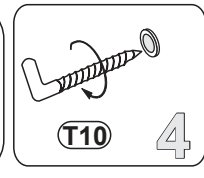
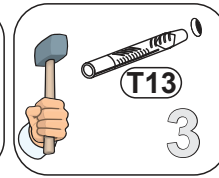
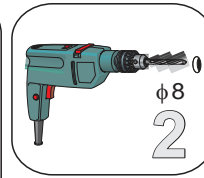
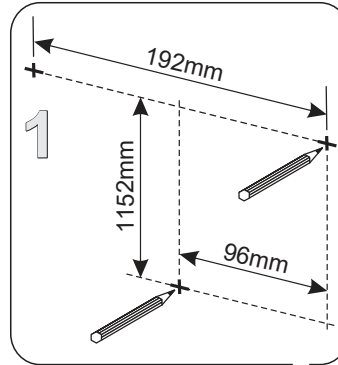
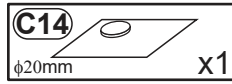
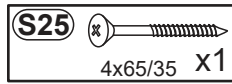
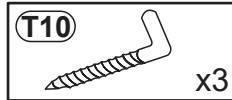
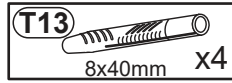
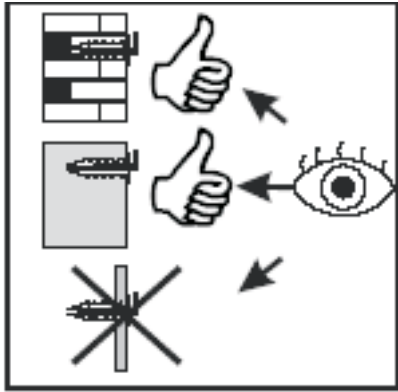
10



PERSIKO 6A02HH42

10/10

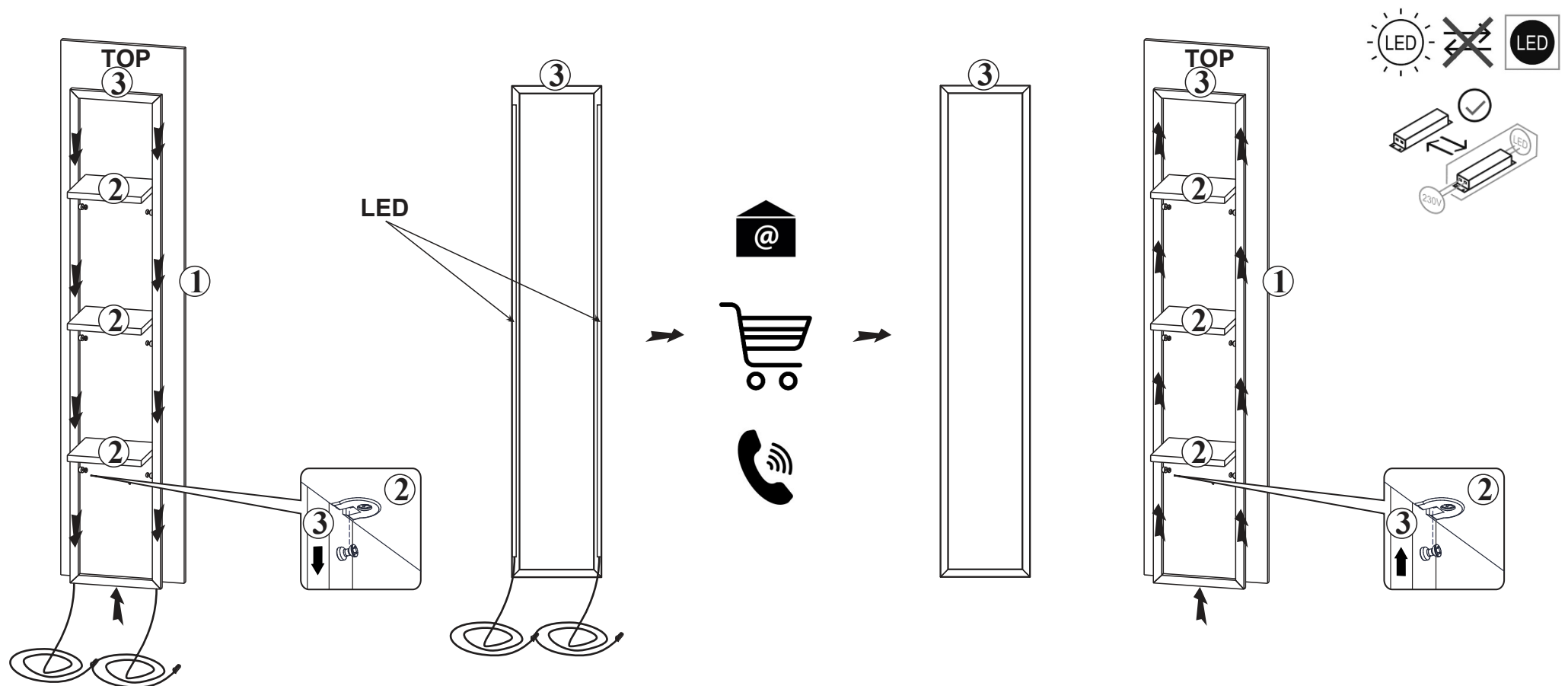
11



D CH AT LI LU	Kleinteile und Verpackungsfolien bei der Möbelmontage von Kindern fernhalten!
GB US	Keep small parts and plastic film out of the reach of children!
FR BE NC	Tenir les petites pièces et les films plastiques hors de la portée des enfants!
NL	Houd de kleine onderdelen en de plastic folie uit de buurt van kinderen!
IT	Tenere i componenti di piccole dimensioni e le pellicole di plastica fuori dalla portata dei bambini!
SI	Maljinhi delovni in embalažne folije pri montaži pohištva hranite izven dosega otrok!
XS HR BA	Maile dijelove i foliju za pakovanje priklom montaže namještaja držite dalje od djece
HU	Bütorészletek közbén a kis alkatrészek és a csomagoló fóliák gyerekektől távol tartandók!
BG	Дребни детайли и опаковъчни фолия да се държат далеч от деца при монтажа на мебелите!
CZ SK	Při montáži nábytku uchovávejte drobné díly a obalové fólie z dosahu dětí!
SE	Vid möbelformering ska smådelar och förpackningsfolien hållas oåtkomliga för barn!
RO	Tineți departe de copii piesele mici și folia de ambalat la montarea mobiliei!
ES	¡Durante el montaje, mantenga alejados de los niños las piezas pequeñas y el material plástico de embalaje!
D CH AT LI LU	Möbelmontage muss auf ebenem Untergrund erfolgen. Bei Wandmontagen immer geeignetes Befestigungsmaterial verwenden.
GB US	Furniture must be assembled on a flat surface. For assembly to the wall only use suitable fixing materials.
FR BE NC	Le meuble doit être monté sur une surface plane. Pour le montage mural, utilisez des accessoires de fixation adaptés au type de mur.
NL	De meubels dienen op een vlakke ondergrond te worden gemonteerd. Voor wandmontage moeten geschikte bevestigingsmaterialen worden gebruikt.
IT	Il montaggio dei mobili deve avvenire su un fondo piano. Per il montaggio si prega di utilizzare solo materiali adatti.
SI	Pohištvo je treba montirati na ravni podlagi. Pri stenski montaži vedno uporabite pritriljveni material.
XS HR BA	Namještaj se mora montirati na ravnoj podlozi. Kod montaže na zid uvijek koristite prikladan materijal za pričvršćivanje.
HU	A bútoraszorélesi silk felületen kell végezni. Falra szereléshez mindig megfelelő rögzítanyagot kell használni.
BG	Монтажът на мебелите да се извършва на равна основа. При стънен монтаж виняги да се използва подходящ крепежен материал.
CZ SK	Montáž nábytku provádějte na rovném podkladu. Při montáži na stěnu používejte vždy vhodný příslušenství materiálu.
SE	Montering av möbeln måste göras på jämnt underlag. Vid väggmontering ska lämpligt uppfästingsmaterial användas.
RO	Montarea mobiliei trebuie să se realizeze pe o pardoseală dreaptă. La montarea la perete utilizati întotdeauna material de fixare adecvat.
ES	El montaje debe efectuarse sobre una superficie uniforme. En el montaje mural emplee siempre el material de fijación adecuado.
D CH AT LI LU	Bitte beachten Sie die Montageanleitung. Halten Sie immer die angegebenen Wattzahl ein. Verhindern Sie einen Hitzezustand.
GB US	Please observe the assembly instructions. Do not exceed the max. given wattage. Ensure that the heat is not allowed to build up.
FR BE NC	Veuillez respecter la notice de montage. Respectez impérativement le nombre des watts maximal. Veillez à éviter toute accumulation de chaleur.
NL	Lees a.u.b. de montagehandleiding door. Houd u beslist aan het max. orgegeven wattage. Zorg ervoor dat geen hitteopwarming onstaat.
IT	Attenersi alle istruzioni di montaggio. Rispettarsi rigorosamente il numero di watt max. indicato. Assicurarsi che non si verifichi un accumulo di calore.
SI	Preštevajte navodila za montažo. Vedno upoštevajte navedeno število vatov. Preprečite zastoj vročine.
XS HR BA	Obraćite pažnju! Vas pozor na uputu za montažu. Uvijek se pridržavajte navedenog broja vati. Izbjegavajte zastoj vrućine.
HU	Vegye figyelembe a szerelési útmutatót. Mindig tartsa be a megadott wattszámt. Akadályozza meg a hőfelgyűlést.
BG	Моля, вземете под внимание ръководството за монтаж. Спазвайте виняги посочените ватове. Избягвайте акумулиране на топлина.
CZ SK	Dodržujte prosím návod k montáži. Vždy dodržujte uvedenou hodnotu výkonu (watt). Zabráňte tak přehřívání.
SE	Följ monteringsanvisningen. Följ alltid angivet watttal. Undvik att hetta uppstår.
RO	Respectati instructiunile de montaj. Respectati întotdeauna numărul de watt impus. Evitați acumularea de căldură.
ES	Le rogamos que tenga presente las instrucciones de montaje. Respete siempre el número indicado de vatios. Evite la acumulación de calor.
D CH AT LI LU	Halten Sie die max. zulässigen Belastungswerte der Möbelteile ein. Details siehe Montageanleitung
GB US	Comply with the max. permissible loads. For details, please refer to the assembly instructions
FR BE NC	Respectez les valeurs de charge max. admissibles des parties de meubles. Pour plus de détails, cf. la notice de
NL	Houd de maximal geoorloofde belastingwaarden van de meubeldelen aan. Voor details verwijzen wij naar de montagehandleiding
IT	Rispettare la portata max. permessa degli elementi del mobile. Per dettagli si vedano le istruzioni di montaggio e si vada
SI	Upoštevajte največjo dovoljeno obremenitev delov pohištva. Podrobnosti najdete v navodilih za montažo in na
XS HR BA	Pridržavajte se maks. dozvoljenih vrijednosti opterećenja elemenata namještaja. Detalje vidj u uputi za montažu
HU	Tartsa be a bútorelemek max. megengedett terhelési értékeit. A részleteket lásd a szerelési útmutatóban
BG	Спазвайте макс. допустимите стойности на натоварване на мебелите. За подробности виж ръководството за монтаж
CZ SK	Dodržujte max. přípustné hodnoty zatížení nábytkových dílů. Podrobnosti viz návod k montáži
SE	Följ max. tillåtna belastning av möbeldelarna. Mer information finns i monteringsanvisningen
RO	Respectati valoarea de solicitare max. admise pentru corpurile de mobilier. Pentru detalii consultati instructiunile de montaj
ES	Respete los valores máximos de carga admisibles para las piezas de los muebles. Consulte los detalles en las instrucciones
D CH AT LI LU	Zur Möbelreinigung ein mit Wasser befeuchtetes, fusselfreies Baumwolltuch verwenden. Geeignigte Flächen immer trockenreiben!
GB US	To clean the furniture only use a water dampened lint-free cotton cloth. Once cleaned, always wipe the surfaces dry.
FR BE NC	Utilisez un chiffon en coton non pelucheux humidifié avec de l'eau pour nettoyer les meubles. Séchez systématiquement les surfaces
NL	nettooyés en les trottant!
IT	Gebruik een met water bevochtigde, pluiscvrije katoenen doek om de meubels te reinigen. Wrijf gereinigde oppervlakken altijd droog!
SI	Per pulite il mobile utilizzare un panno di cotone limalidito d'acqua e che non perde pelucchi. Asciugare sempre le superfici che si sono
XS HR BA	pulile!
HU	Za čišćenje pohištva uporabljajte vlažno bombažno krpo, ki ne pušča vlaken. Očiščene površine vedno obrišite do suhlega!
BG	Za čišćenje namještaja koristite sa vodom navlaženu pamučnu krpu koja ne ispušta vlakna. Očišćene površine uvijek obrišite suhom krpom!
CZ SK	Bütorészletéhez vizzel benedvesített, nem szárazodó pamukkenőt használjon. A megtisztított felületeket mindig törölege szárazra!
SE	För möbelföring används en luddfri bomullscduk fuktad med vatten. Rengörda ytor ska alltid torikas torra!
RO	Pentru curățarea mobiliei utilizați o lavetă din bumbac fără scame umezită cu apă. Suprafețele curățate se șterg întotdeauna până se usucă!
ES	Emplee un paño de algodón humedecido con agua y libre de pelusa para la limpieza de los muebles. ¡Seque siempre las superficies que ha limpiado!

778601

TSS 1920219



PL- Ten produkt zawiera źródła światła o klasie efektywności energetycznej „E”

DE- Diese Produkte enthalten Lichtquellen der Energieeffizienzklasse „E”

CS- Tento výrobek obsahuje světelný zdroj třídy energetické účinnosti „E”

SK- Tento výrobok obsahuje svetelný zdroj triedy energetickej účinnosti „E”

DA- Dette produkt indeholder en lyskilde til energieffektivitetsklasse „E”

EL- Αυτό το προϊόν περιέχει μια πηγή φωτεινής πηγής ενεργειακής απόδοσης „E”

EN- This product contains a light sources of energy efficiency class „E”

TR- Bu ürün bir ışık kaynağı enerji verimliliği sınıfı içerir „E”

ES- Este producto contiene una fuente de luz de clase de eficiencia energética „E”

ET- See toode sisaldab efektiivsusklassi valgusallikat energia „E”

FI- Tämä tuote sisältää energiatehokkuusluokan valonlähteen „E”

SLO- Ta izdelek vsebuje svetlobni vir razreda energijske učinkovitosti „E”

FR- Ce produit contient des sources lumineuses de classe d'efficacité „E”

HU- Ez a termék energiahatékonysági osztályú fényforrást tartalmaz „E”

IT- Questo prodotto contiene una sorgente luminosa di classe di efficienza energetica „E”

HR- Ovaj proizvod sadrži izvor svjetlosti razreda energetske učinkovitosti „E”

LT- Šiame gaminyje yra energijos vartojimo efektyvumo klasės šviesos šaltinis „E”

LV- Šis produkts satur gaismas avotu ar energoefektivitātes klasi „E”

RU- Этот продукт содержит источник света класса энергоэффективности „E”

SV- Denna produkt innehåller en ljuskälla för energieffektivitetsklass „E”

PT- Este produto contém uma fonte de luz da classe de eficiência energética „E”

RO- Acest produs conține o sursă de lumină de clasă de eficiență energetică „E”

NL- Dit product bevat een lichtbron met energie-efficiëntieklasse „E”

BG- Този продукт съдържа източник на светлина от клас на енергийна ефективност „E”